



National
Defence

Défense
nationale



Technical Standards for Cadet Musicians

Canada





National Défense
Defence nationale

A-CR-CCP-166/PT-001

TECHNICAL STANDARDS FOR CADET MUSICIANS

(ENGLISH)

(Supersedes A-CR-CCP-166/PT-001 dated 2001-06-01)

Issued on Authority of the Chief of the Defence Staff

OPI: DCDTS 3-2-2

2003-06-01

Canada 

LIST OF EFFECTIVE PAGES

Insert latest changed pages and dispose of superseded pages in accordance with applicable orders.

NOTE

The portion of the text affected by the latest change is indicated by a black vertical line in the margin of the page. Changes to illustrations are indicated by miniature pointing hands or black vertical lines.

Dates of issue for original and changed pages are:

Original	0	2003-06-01	Ch.....	3
Ch	1		Ch.....	4
Ch	2		Ch.....	5

Zero in Change No. column indicates an original page. Total number of pages in this publication is 126 consisting of the following:

Page No.	Change No.
Title.....	0
A	0
i to iii/iv.....	0
1-1-1 to 1-1-5/1-1-6	0
1-2-1 to 1-2-2.....	0
A1-2-1/A1-2-2.....	0
B1-2-1 to B1-2-6.....	0
C1-2-1 to C1-2-13/C1-2-14	0
D1-2-1 to D1-2-22	0
E1-2-1/E1-2-2.....	0
F1-2-1/F1-2-2	0
G1-2-1 to G1-2-5/G1-2-6.....	0
H1-2-1/H1-2-2	0
I1-2-1/I1-2-2.....	0
J1-2-1/J1-2-2	0
K1-2-1/K1-2-2.....	0
1-3-1 to 1-3-2.....	0
A1-3-1 to A1-3-2.....	0
B1-3-1 to B1-3-6.....	0
C1-3-1 to C1-3-2	0
D1-3-1 to D1-3-7/D1-3-8	0
E1-3-1/E1-3-2.....	0
F1-3-1/F1-3-2	0
G1-3-1/G1-3-2.....	0
H1-3-1 to H1-3-2	0
I1-3-1/I1-3-2.....	0
J1-3-1/J1-3-2	0
1-4-1 to 1-4-9/1-4-10	0
A1-4-1 to A1-4-5/A1-4-6.....	0
B1-4-1/B1-4-2.....	0

Contact Officer: DCDTS 3-2-2

© 2003 DND Canada

TABLE OF CONTENTS

	PAGE
CHAPTER 1 – TECHNICAL STANDARDS FOR CADET MUSICIANS	1-1-1
Section 1 – General	1-1-1
Introduction	1-1-1
General Information Levels Basic, One and Two	1-1-1
General Information Levels Three, Four and Five	1-1-1
Knowledge/Skill Level	1-1-2
Cadet Knowledge/Skill by Level	1-1-2
Military Band Training	1-1-3
Pipe Band Training	1-1-4
Bugle Certification Drum Major Qualification Assessment	1-1-4
Recommended Cadet Music Instructor Qualifications and Certification Authority	1-1-5/1-1-6
Section 2 – Military Band Musicians	1-2-1
Assessment – Critical Requirements and Course Value	1-2-1
Cadet Musician Performance Record Card – Military Band Musician	1-2-2
ANNEX A – INSTRUMENT MAINTENANCE	A1-2-1/A1-2-2
ANNEX B – TECHNIQUE – MELODIC INSTRUMENTS	B1-2-1
Scale Requirements by Level	B1-2-1
ANNEX C – TECHNIQUE – PERCUSSION INSTRUMENTS	C1-2-1
Snare Drum Technical Requirements	C1-2-1
Rhythm Studies	C1-2-13/C1-2-14
ANNEX D – PREPARED MUSIC	D1-2-1
Bassoon	D1-2-1
Clarinet	D1-2-3
Flute	D1-2-5
French Horn	D1-2-7
Glockenspiel	D1-2-9
Oboe	D1-2-11
Percussion	D1-2-13
Saxophone	D1-2-15
Trombone/Baritone/Euphonium	D1-2-17
Trumpet	D1-2-19
Tuba	D1-2-21
ANNEX E – ENSEMBLE MUSIC	E1-2-1/E1-2-2
ANNEX F – SIGHT READING	F1-2-1/F1-2-2
Melody	F1-2-1/F1-2-2
ANNEX G – AURAL SKILLS RHYTHM	G1-2-1
ANNEX H – MUSIC THEORY	H1-2-1/H1-2-2
ANNEX I – BAND DRILL	I1-2-1/I1-2-2
ANNEX J – CONDUCTING	J1-2-1/J1-2-2

TABLE OF CONTENTS (Cont)

	PAGE
ANNEX K – INTONATION	K1-2-1/K1-2-2
Section 3 – Pipe Band Musician	1-3-1
Assessment – Critical Requirements and Course Value.....	1-3-1
Cadet Musician Performance Record Card – Pipe Band Musician.....	1-3-2
ANNEX A – INSTRUMENT MAINTENANCE	A1-3-1
ANNEX B – TECHNIQUE	B1-3-1
Bagpipe.....	B1-3-1
Side Drum.....	B1-3-3
Bass/Tenor	B1-3-5
ANNEX C – TONE AND TUNING	C1-3-1
ANNEX D – PREPARED MUSIC	D1-3-1
Bagpipes.....	D1-3-1
Side Drum.....	D1-3-4
Bass/Tenor	D1-3-6
ANNEX E – PIPE BAND TRAINING	E1-3-1/E1-3-2
ANNEX F – HISTORY AND HIGHLAND DRESS	F1-3-1/F1-3-2
ANNEX G – AURAL RECOGNITION	G1-3-1/G1-3-2
ANNEX H – THEORY	H1-3-1
ANNEX I – BAND DRILL	I1-3-1/I1-3-2
ANNEX J – MUSICAL LEADERSHIP	J1-3-1/J1-3-2
Section 4 – Bugle Level Certification	1-4-1
Technique – Scales and Arpeggios.....	1-4-1
Scale Requirements by Level.....	1-4-1
Bugle Level Certification Repertoire	1-4-6
Cadet Bugle Badge Qualification Form	1-4-9/1-4-10
ANNEX A – BUGLE BADGE CERTIFICATION	A1-4-1
ANNEX B – DRUM MAJOR QUALIFICATION FORM	B1-4-1/B1-4-2

LIST OF FIGURES

FIGURE	TITLE	PAGE
B1-2-1	Technique-Articulation.....	B1-2-4
B1-2-2	Practical Playing Range – Woodwinds	B1-2-5
B1-2-3	Practical Playing Range – Brass.....	B1-2-6
C1-2-1	Snare Drum Technical Requirements – Level BASIC	C1-2-4
C1-2-2	Snare Drum Technical Requirements – Level ONE	C1-2-5
C1-2-3	Snare Drum Technical Requirements – Level TWO.....	C1-2-6
C1-2-4	Snare Drum Technical Requirements – Level THREE (2 Sheets)	C1-2-7
C1-2-5	Snare Drum Technical Requirements – Level FOUR (2 Sheets)	C1-2-9
C1-2-6	Snare Drum Technical Requirements – Level FIVE (2 Sheets).....	C1-2-11
G1-2-1	Rhythm (2 Sheets)	G1-2-1
G1-2-2	Aural Skills (3 Sheets).....	G1-2-3
1-4-1	Practical Playing Range – Brass.....	1-4-4
1-4-2	Two Valve Bugle Fingering Chart	1-4-5
A1-4-1	Calls (5 Sheets).....	A1-4-1

CHAPTER 1
TECHNICAL STANDARDS FOR CADET MUSICIANS

SECTION 1

GENERAL

INTRODUCTION

1. This document establishes the Technical Standards for cadet musicians to progress through the Canadian Cadet Organization music program. The music program is considered Directed Optional training in support of LHQ training. This document satisfies the policy objectives of CATO 14.21.

2. It should be noted that only overall technical standards are addressed in this document. No attempt has been made to specify the content of LHQ or summer training programs for musicians. As outlined in CATO 14.21, these programs differ for the three cadet organizations and are defined in the appropriate element Course Training Standards. The standards outlined in this document form the basis from which the Course Training Plans (CTPs) and Qualifying Standards and Plans (QSPs) are developed.

3. This standard specifies a logical stepwise progression of six levels of music training: BASIC, Level ONE, Level TWO, Level THREE, Level FOUR, and Level FIVE. Levels BASIC, ONE and TWO develop musicians to support corps/squadron bands and related activities. Levels THREE, FOUR and FIVE develop individual skills in senior cadet musicians to enable them to instruct and lead junior cadets in support of the LHQ program and to assist as staff cadets at Cadet Summer Training Centres (CSTCs).

GENERAL INFORMATION LEVELS BASIC, ONE AND TWO

4. The first three levels emphasize support to cadet bands by:
- a. introducing music theory suitable for band requirements; and
 - b. teaching a repertoire consisting of selections listed in:
 - (1) Section 2, Annex E - Ensemble (for Military Band Musicians); and
 - (2) Section 3, Annex D - Prepared Music (for Pipe Band Musicians).

GENERAL INFORMATION LEVELS THREE, FOUR AND FIVE

5. Levels Three, Four and Five enable the musicians to develop individual skills to enhance overall band performance, to qualify the cadets to become instructors with their units, and to assume the leadership roles within their unit band.

6. For Military Band musicians: Level THREE, FOUR and FIVE are designed to compare to specific grades with the Royal Conservatory of Music (RCM) program. It should be noted that the cadet music level training covers all aspects of this RCM program except the technical studies. The cadet program is relatively equivalent to the RCM as outlined below:

- a. Cadet Level THREE - Royal Conservatory of Music Grade Two;
- b. Cadet Level FOUR - Royal Conservatory of Music Grade Four; and
- c. Cadet Level FIVE - Royal Conservatory of Music Grade Five.

7. For Pipe Band Musicians: Levels Three, Four and Five are designed to compare to the playing standards and requirements of certain Amateur Solo Grades. It is anticipated that a national affiliation will be sought in the future. In the interim, piping societies and associations within each region should be consulted.

8. Provincial education standards may recognize cadet music qualifications which are equivalent to high school credits. Further information pertaining to this music accreditation is available from the High School Guidance Counsellor and RCMA.

9. The table below (based on CFITES Series 9050) defines the category of knowledge and skill used in creating this music program.

KNOWLEDGE/SKILL LEVEL

Knowledge		Skill	
Level	Definition	Level	Definition
Basic	A general awareness of theory and/or facts which can be acquired quickly.	Limited Skill	The level of proficiency normally necessary to perform duties and tasks under supervision and from which further progress can be made through practice and experience.
Details	The level of understanding of theory and/or facts which require substantial training and/or experience to learn.	Skilled	The level of proficiency necessary to independently and safely perform duties and tasks.
Comprehensive	The mastery of theory and/or facts which usually require extensive training and/or experience to learn.	Highly Skilled	The level of proficiency which can only be acquired by considerable training and practical experience.

10. The following table specifies the knowledge and skill required for each level of cadet musical ability.

CADET KNOWLEDGE/SKILL BY LEVEL

Level	Knowledge	Skill
BASIC	Awareness	
ONE	Basic	Limited Skill
TWO	Basic	Limited Skill
THREE	Detailed	Skilled
FOUR	Detailed	Skilled
FIVE	Comprehension	Highly Skilled

11. For each music level, Performance Objectives are designated critical and non-critical. All critical items must be completed in order for candidates to complete the level. Each critical item will be assessed as complete or incomplete based on a sixty-percent (60%) pass mark. Non-critical requirements will be assessed as satisfactory but will not preclude achievement of the level.

MILITARY BAND TRAINING

12. The cadet Military Band Technical Requirements are divided into ten Performance Objectives (POs). The POs and Standards are listed in the table below and are detailed in Section 2:

Serial	Activity	Standard Required
I	PO 4450 Instrument Maintenance	Perform instrument maintenance as detailed in Annex A
II	PO 4451 Technique (Melodic Instruments)	Perform scales and arpeggios as follows: <ol style="list-style-type: none"> 1. Scales as indicated in Section 2, Annex A; 2. Articulations as indicated in Section 2, Annex A 3. Within practical playing range at Section 2, Annex A; and, 4. Appropriate scale fingering.
	Technique (Percussion Instruments)	Perform Snare Drum rudiments in Section 2, Annex C. The level II, III, IV and V melodic percussion players will meet the requirements for Snare Drum technique two levels below. For example, level II Glockenspiel will play Snare Drum Level BASIC.
	Rhythm Studies (All instruments)	Refer to Section 2, Annex C.
III	PO 4453 Intonation	Refer to Section 2, Annex K.
IV	PO 4454 Prepared Music	Perform one piece from each list A and B for Section 2, Annex D. The Level II, III, IV and V Glockenspiel player will meet the requirements for snare drum prepared music two levels below.
V	PO 4455 Ensemble	Refer to Section 2, Annex E.
VI	PO 4456 Sight Reading	Refer to Section 2, Annex F.
VII	PO 4457 Aural Tests	Refer to Section 2, Annex G.
VIII	PO 4458 Music Theory	Refer to Section 2, Annex H.
IX	PO 4459 Band Drill	Refer to Section 2, Annex I.
X	PO 4460 Conducting	Refer to Section 2, Annex J.

PIPE BAND TRAINING

13. The cadet Pipe Band Technical Requirements are divided into ten Performance Objectives (POs). The POs and standards are listed in the table below and are detailed in Section 3:

Serial	Activity	Standard Required
I	PO 4470 Instrument Maintenance	Refer to Section 3, Annex A.
II	PO 4471 Technique (Bag Pipes) Technique (Snare Drum) Technique (Bass/Tenor)	Refer to Section 3, Annex B. Refer to Section 3, Annex B Refer to Section 3, Annex B
III	PO 4472 Tone and Tuning	Refer to Section 3, Annex C.
IV	PO 4473 Prepared Music	Refer to Section 3, Annex D.
V	PO 4474 Pipe Band Training	Refer to Section 3, Annex E.
VI	PO 4475 History and Highland Dress	Refer to Section 3, Annex F.
VII	PO 4476 Aural Recognition	Refer to Section 3, Annex G.
VIII	PO 4477 Music Theory	Refer to Section 3, Annex H.
IX	PO 4478 Band Drill	Refer to Section 3, Annex I.
X	PO 4479 Musical Leadership	Refer to Section 3, Annex J.

BUGLE CERTIFICATION
DRUM MAJOR QUALIFICATION ASSESSMENT

14. The cadet Bugle Certification requirements are outlined in Section 4. The Drum Major Qualifications are also detailed in this Section.

15. This order becomes effective 1 June 2001.

OPI: D Cdts 3

Date: June 2003

Amendment: Version 2

RECOMMENDED CADET MUSIC INSTRUCTOR QUALIFICATIONS AND CERTIFICATION AUTHORITY

Music Level	Military Band Instructor/Examiner	Pipe Band Instructor/Examiner
BASIC	Cadet musician Level 5 or equivalent	Minimum: active player, grade 4 band calibre
ONE	One year of college music training or equivalent	Minimum: active player, grade 4 band calibre
TWO	Two years college music training or equivalent	Minimum: active player, grade 3 band calibre
THREE	Bachelor of Music or equivalent, and three years experience as a cadet music instructor	Minimum: active player, grade 3 band calibre
FOUR	Bachelor of Music or equivalent, and three years experience as a cadet music instructor	Minimum: active player, grade 2 band calibre
FIVE	RCMA or appointed representative of RCMA with Bachelor of Music or equivalent	RCMA or appointed representative of RCMA with Bachelor of Music or equivalent

SECTION 2

MILITARY BAND MUSICIANS

ASSESSMENT – CRITICAL REQUIREMENTS AND COURSE VALUE

Performance Objective	Level BASIC	Level ONE	Level TWO	Level THREE	Level FOUR	Level FIVE
PO 450 Maintenance	Not critical Satisfactory or Unsatisfactory	Not critical Satisfactory or Unsatisfactory	Not critical Satisfactory or Unsatisfactory	Critical Course Value 5%	Critical Course Value 5%	Critical Course Value 5%
PO 451 Technique and Rythm	Critical Complete or Incomplete	Critical Complete or Incomplete	Critical Complete or Incomplete	Critical Course Value 10%	Critical Course Value 10%	Critical Course Value 10%
PO 452 Individual Practice	Critical Complete or Incomplete	Critical Complete or Incomplete	Critical Complete or Incomplete	Critical Complete or Incomplete	Critical Complete or Incomplete	Critical Complete or Incomplete
PO 453 Intonation	Not critical Satisfactory or Unsatisfactory	Not critical Satisfactory or Unsatisfactory	Critical Complete or Incomplete	Critical Course Value 5%	Critical Course Value 5%	Critical Course Value 5%
PO 454 Prepared Music	Critical Complete or Incomplete	Critical Complete or Incomplete	Critical Complete or Incomplete	Critical Course Value 40%	Critical Course Value 35%	Critical Course Value 35%
PO 455 Ensemble	Critical Complete or Incomplete	Critical Complete or Incomplete	Critical Complete or Incomplete	Critical Course Value 15%	Critical Course Value 15%	Critical Course Value 15%
PO 456 Sight Reading	Not required	Not critical Satisfactory or Unsatisfactory	Not critical Satisfactory or Unsatisfactory	Critical Course Value 5%	Critical Course Value 5%	Critical Course Value 5%
PO 457 Aural Skills	Not critical Satisfactory or Unsatisfactory	Not critical Satisfactory or Unsatisfactory	Not critical Satisfactory or Unsatisfactory	Critical Course Value 5%	Critical Course Value 5%	Critical Course Value 5%
PO 458 Music Theory	Not critical Satisfactory or Unsatisfactory	Not critical Satisfactory or Unsatisfactory	Critical Complete or Incomplete	Critical Course Value 10%	Critical Course Value 10%	Critical Course Value 10%
PO 459 Band Drill	Critical Complete or Incomplete	Critical Complete or Incomplete	Critical Complete or Incomplete	Critical Course Value 5%	Critical Course Value 5%	Critical Course Value 5%
PO 460 Conducting	Not required	Not required	Not required	Not required	Critical Course Value 5%	Critical Course Value 5%

NOTE

The candidate must achieve at least 60% on each critical PO.

CADET MUSICIAN PERFORMANCE RECORD CARD – MILITARY BAND MUSICIAN

Surname:		1st Name:		Rank:		Instrument:		Level:
Region:		Province:		Location:		Unit:		Date:
Performance Objective	Level BASIC	Level ONE	Level TWO	Level THREE	Level FOUR	Level FIVE	Date	Initial
PO 450 Maintenance	S/U	S/U	S/U	/5%	/5%	/5%		
PO 451 Technique and Rythm	C/I	C/I	C/I	/10%	/10%	/10%		
PO 452 Individual Practices	C/I	C/I	C/I	C/I	C/I	C/I		
PO 453 Intonation	S/U	S/U	C/I	/5%	/5%	/5%		
PO 454 Prepared Music	C/I	C/I	C/I	/40%	/35%	/35%		
PO 455 Ensemble	C/I	C/I	C/I	/15%	/15%	/15%		
PO 456 Sight Reading	Not required	S/U	S/U	/5%	/5%	/5%		
PO 457 Aural Skills	S/U	S/U	S/U	/5%	/5%	/5%		
PO 458 Music Theory	S/U	S/U	C/I	/10%	/10%	/10%		
PO 459 Band Drill	C/I	C/I	C/I	/5%	/5%	/5%		
PO 460 Conducting	Not required	Not required	Not required	Not required	/5%	/5%		
S/U = Satisfactory/Unsatisfactory (Non-Critical) C/I = Complete/Incomplete (Critical) The candidate must achieve at least 60% on each critical PO.								
Comments:								
Examiner Name & Rank:		Examiner Signature:		Pass Date:		Location:		RCMA Signature:

ANNEX A
INSTRUMENT MAINTENANCE

Level	Woodwinds	Brass	Percussion
Basic	Learn to practice proper instrument maintenance such as: a. Daily swabbing; b. Mouthpiece swabbing; and c. Reed Maintenance.	Learn to practice proper instrument maintenance such as: a. Water removal; b. Mouthpiece cleaning; and c. Outside cleaning to remove acid.	Learn to practice proper instrument maintenance such as: a. Clean Drum head/Glockenspiel; b. Snare turn off for storage; and c. Storage in proper case.
One	Practice proper instrument maintenance such as: a. Daily swabbing; b. Mouthpiece swabbing; c. Reed maintenance; and d. Cork lubrication.	Practice proper instrument maintenance such as: a. Water removal; b. Mouthpiece cleaning; c. Outside cleaning to remove acid; and d. Check valve cap tightness.	Practice proper instrument maintenance such as: a. Clean Drum head/Glockenspiel; b. Snare turn off; c. Storage in proper case; and d. Proper care of sticks/mallets.
Two	Practice proper instrument maintenance. Learn how to clean grease from the pads.	Practice proper instrument maintenance. Learn to grease movable turning slides.	Practice proper instrument maintenance. Learn how to tighten up a slack Drum head and tune the head.
Three	Learn how to reseal a pad by using a lighter or a match to remelt the glue and replace.	Learn to replace the water key cork on a brass instrument.	Learn how to replace a snare on a Snare Drum. Learn how to tie Cymbal straps or handles onto the Cymbals.
Four	Perform minor repairs such as replacing pads. Learn about basic repair of brass instruments such as removing stuck mouthpieces and replacing a water key cork for the trumpet.	Learn minor repairs such as replacing strings in rotary valves. Demonstrate basic repair of woodwind instruments such as replacing pads and removing grease from sticky pads.	Demonstrate head replacements for Snare and Bass Drums. Perform tuning a head. Learn about basic repairs of brass instruments like greasing movable slides, replacing a water key cork and oiling the pistons.
Five	Learn and demonstrate limited skill with respect to: a. Woodwind such as removing grease from the pads, reseating pads, adapting the ligature, replacing a pad; b. Brass such as replace a water key cork, oiling and greasing the valves, and pistons, removing a stuck mouthpiece, replacing a string on a rotary valve; and c. Percussion such as replacing a head on a Snare Drum, Bass Drum, replacing Cymbal handles, replacing a Snare.		

ANNEX B

TECHNIQUE - MELODIC INSTRUMENTS

SCALE REQUIREMENTS BY LEVEL

Articulation Refer to Figure B1-2-1.

Range Brass and Percussion: two octaves within practical playing range.
 Woodwinds Levels Basic – TWO: one octave. Levels THREE – FIVE: two octaves within practical playing range.

Level BASIC mm ♩ = 60 Memorization not required; in quarter notes

C Instruments			Bb Instruments			Eb Instruments			F Instruments		
Major			Major			Major			Major		
Bb Exception Flute plays F Major			C			G			C		

Level ONE mm ♩ = 66 Memorization not required; in quarter notes

C Instruments			Bb Instruments			Eb Instruments			F Instruments		
Major	Chromatic	Minor Harmonic	Major	Chromatic	Minor Harmonic	Major	Chromatic	Minor Harmonic	Major	Chromatic	Minor Harmonic
Bb	Bb	G	C	C	A	G	G	E	C	C	A
Eb		C	F		D	C		A	F		D
F		D	G		E	D		B	Bb		G

Level TWO mm ♩ = 72 Memorization not required; in quarter notes

C Instruments			Bb Instruments			Eb Instruments			F Instruments		
Major	Chromatic	Minor Harmonic	Major	Chromatic	Minor Harmonic	Major	Chromatic	Minor Harmonic	Major	Chromatic	Minor Harmonic
Bb	C	G	C	D	A	G	A	E	C	D	A
Eb		C	F		D	C		A	F		D
Ab		F	Bb		G	F		D	Bb		G
F		D	G		E	D		B	Eb		C
C		A	D		B	A		F#	G		E

Level THREE mm ♩ = 60 Memorization required; in eighth notes









C Instruments			Bb Instruments			Eb Instruments			F Instruments		
Major	Chromatic	Minor Melodic Harmonic	Major	Chromatic	Minor Melodic Harmonic	Major	Chromatic	Minor Melodic Harmonic	Major	Chromatic	Minor Melodic Harmonic
Bb	D	G	C	E	A	G	B	E	C	C	A
Eb		C	F		D	C		A	F		D
Ab		F	Bb		G	F		D	Bb		G
Db		Bb	Eb		C	Bb		G	Eb		C
F		D	G		E	D		B	Ab		F
C		A	D		B	A		F#	G		E
G		E	A		F#	E		C#	D		B

Level FOUR mm ♩ = 72 Memorization required; in eighth notes

C Instruments			Bb Instruments			Eb Instruments			F Instruments		
Major	Chromatic	Minor Melodic Harmonic	Major	Chromatic	Minor Melodic Harmonic	Major	Chromatic	Minor Melodic Harmonic	Major	Chromatic	Minor Melodic Harmonic
Bb	E	G	C	F	A	G	C	E	C	F	A
Eb		C	F		D	C		A	F		D
Ab		F	Bb		G	F		D	Bb		G
Db		Bb	Eb		C	Bb		G	Eb		C
Gb		Eb	Ab		F	Eb		C	Ab		F
F		D	G		E	D		B	Db		Bb
C		A	B		G#	A		F#	G		E
G		E	D		B	E		C#	D		B
D		B	A		F#	B		G#	A		F#
A		F#	E		C#	Ab		F	E		C#

Level FIVE mm ♩ = 80 Memorization required; in eighth notes

C Instruments			Bb Instruments			Eb Instruments			F Instruments		
Major	Chromatic	Minor Melodic Harmonic	Major	Chromatic	Minor Melodic Harmonic	Major	Chromatic	Minor Melodic Harmonic	Major	Chromatic	Minor Melodic Harmonic
Bb	F	G	C	G	A	G	D	E	C	F	A
Eb		C	F		D	C		A	F		D
Ab		F	Bb		G	F		D	Bb		G
Db		Bb	Eb		C	Bb		G	Eb		C
Gb		Eb	Ab		F	Eb		C	Ab		F
Cb		Ab	Db		Bb	Ab		F	Db		Bb
F		D	Gb		Eb	Db		Bb	Gb		Eb
C		A	Cb		Ab	Gb		Eb	Cb		Ab
G		E	G		E	Cb		Ab	G		E
D		B	D		B	D		B	D		B
A		F#	A		F#	A		F#	A		F#
E		C#	E		C#	E		C#	E		C#
B		G#	B		G#	B		G#	B		G#
F#		D#	F#		D#	F#		D#	F#		D#
C#		A#	C#		A#	C#		A#	C#		A#

LEVEL	ARTICULATIONS
Basic	a. all tongued • • • •
ONE	a. all tongued • • • • b. all slurred 
TWO	a. all tongued • • • • b. all slurred 
THREE	a. all slurred  b. all tongued • • • • (Top note may or may not be repeated at the discretion of the candidate depending on articulation)
FOUR	a. 2 slurred, 2 tongued  b. all tongued • • • • c. all slurred  (Top note may or may not be repeated at the discretion of the candidate depending on articulation)
FIVE	a. 2 slurred, 2 tongued  b. 2 tongued, 2 slurred  c. all tongued • • • • d. all slurred  (Top note may or may not be repeated at the discretion of the candidate depending on articulation)

YCRCC000

Figure B1-2-1 Technique-Articulation

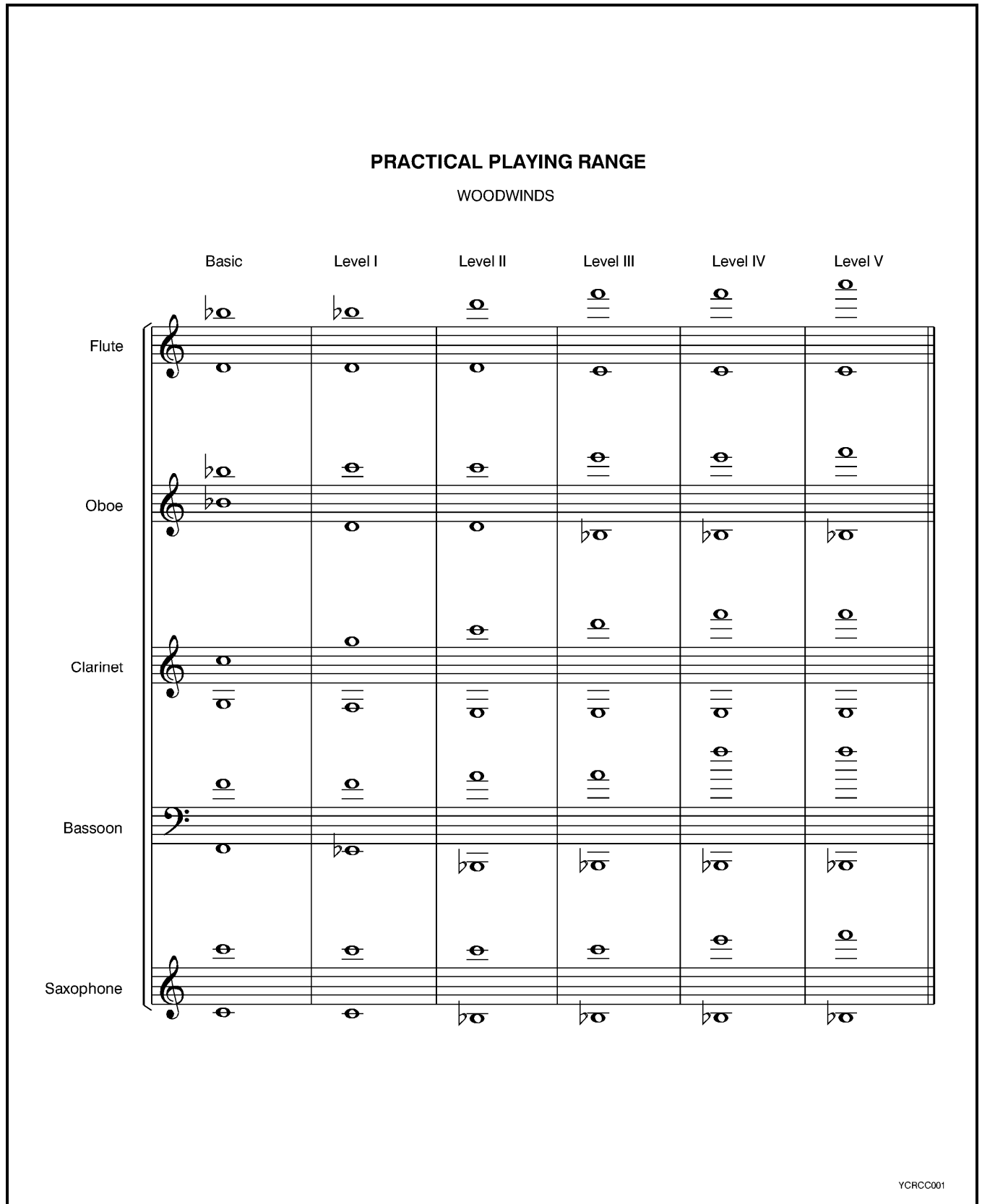


Figure B1-2-2 Practical Playing Range – Woodwinds









































Figure B1-2-3 Practical Playing Range – Brass

























ANNEX C

TECHNIQUE - PERCUSSION INSTRUMENTS

SNARE DRUM TECHNICAL REQUIREMENTS

	Rudiment	Tempo
Level BASIC		
1.	Single strokes on each hand	 = 60
2.	Single strokes alternating	 = 60
3.	Double strokes	 = 60
4.	Paradiddle single	 = 60
5.	Flam alternating hands	 = 60
6.	Intro to open stroke rolls	 = 60
Level ONE		
1.	Single strokes on each hand	 = 90
2.	Single strokes alternating	 = 90
3.	Double strokes in 16 th notes	 = 90
4.	Paradiddle single	 = 90
5.	Intro to closed stroke roll	Not set
6.	Flam alternating hands	 = 90
7.	Open Rolls	 = 90
8.	Triplets	 = 90
9.	Five stroke roll	 = 90
10.	Nine stroke roll	 = 90
11.	Roll offs, commence playing rolls, quick march, two 3 beat rolls	 = 90

	Rudiment	Tempo
Level TWO		
1.	Single strokes on each hand	 = 120
2.	Single strokes alternating	 = 120
3.	Paradiddle single	 = 120
4.	Flam	 = 120
5.	Flam triplets	 = 90
6.	Triplets	 = 90
7.	Drag	 = 60
8.	Five stroke roll, open and closed	 = 120
9.	Nine stroke roll, open and closed	 = 120
10.	Roll Off	 = 120
Level THREE		
1.	Paradiddles: a. single, b. double, c. triple	 = 120
2.	Flam	 = 160
3.	a. Flam triplets b. Triplets	 = 120  = 120
4.	Drag	 = 90
5.	Seven stroke rolls a. open and closed b. in triplet form, open and closed	 = 80
6.	Thirteen stroke rolls a. open and closed b. in triplet form, open and closed	 = 80  = 60
7.	Flam taps	 = 80
8.	Four stroke ruffs	 = 60
9.	Ratamacue (drag triplet)	 = 60

	Rudiment	Tempo
Level FOUR		
1.	Flam	 = 240
2.	Drags	 = 120
3.	Flamacue	 = 180
4.	Five stroke roll, open and closed	 = 120
5.	Five stroke roll, in triple time, open and closed	 = 90
6.	Seven stroke roll, open and closed	 = 100
7.	Seven stroke roll, in triplet form, open and closed	 = 90
8.	Nine stroke roll, open and closed	 = 120
9.	Thirteen stroke roll, open and closed	 = 120
10.	Thirteen stroke roll, in triple time, open and closed	 = 100
11.	Flam tap	 = 120
12.	Four stroke ruff	 = 90
13.	a. Drag paradiddle b. Flam paradiddle	 = 60
Level FIVE		
1.	Six stroke roll	 = 76
2.	Ten stroke roll	 = 76
3.	Eleven stroke roll	 = 76
4.	Fifteen stroke roll	 = 76
5.	Mill stroke in 16 th notes	 = 90
6.	Flammed mill strokes in 16 th notes	 = 110
7.	Swiss triplet	 = 60
8.	Ratatap	 = 120
9.	Fla-fla (a)	 = 120
10.	Fla-Fla (b)	 = 84
11.	Pata fla-fla	 = 84

SNARE DRUM TECHNICAL REQUIREMENTS

Level BASIC

1) Single Strokes On Each Hand

♩ = 60

R R R R L L L L

2) Single Strokes Alternating

♩ = 60

R L R L R L R L

3) Double Strokes

♩ = 60

R R L L R R L L R R L L R R L L

4) Paradiddle Single

♩ = 60

R L R R L R L L R L R R L R L L

5) Flam Alternating Hands

♩ = 60

L R R L L R R L L R R L L R R

6) Intro To Rolls

(single buzz strokes)

♩ = 60

R R R R L L L L
R L R L R L R L

(drop-bounce double stroke)

RR RR RR RR LL LL LL LL
RR LL RR LL RR LL LL

YCRCC003

Figure C1-2-1 Snare Drum Technical Requirements – Level BASIC

SNARE DRUM TECHNICAL REQUIREMENTS

Level ONE

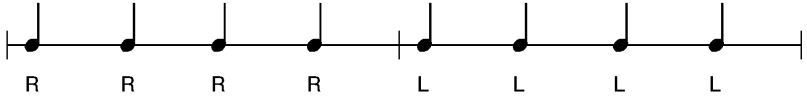
1)	Single Strokes On Each Hand	 R R R R L L L L
	= 90	
2)	Single Strokes Alternating	 R L R L R L R L
	= 90	
3)	Double Strokes in 16 th Notes	 R R L L R R L L R R L L R R L L
	= 90	
4)	Parradiddle Single	 R L R R L R L L R L R R L R L L
	= 90	
5)	Introduction to Closed Stroke Roll	To be inserted at a later date
6)	Flam Alternating Hands	 L R R L L R R L L R R L L R R L L
	= 90	
7)	Open Roll	 R R L L R R L L R R L L R R L L R R L L R R L L R R L L R R L L R R L L
	= 90	
8)	Triplets	 L R L R R L R L L R L R R L R L
	= 90	
9)	Five Stroke Roll	 R R L L R L L R R L L R R L L R R L L R R L L
	= 90	
10)	Nine Stroke Roll	 R R L L R R L L R L L R R L L R R L L R R L L R R L L
	= 90	
11)	Roll Offs	
	= 90	

YCRCC004

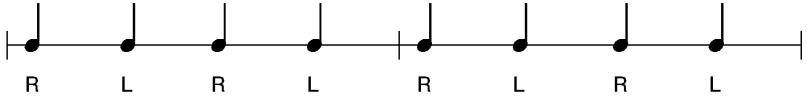
Figure C1-2-2 Snare Drum Technical Requirements – Level ONE

SNARE DRUM TECHNICAL REQUIREMENTS

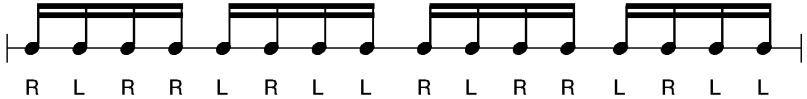
Level TWO

- 1) Single Strokes On Each Hand
 

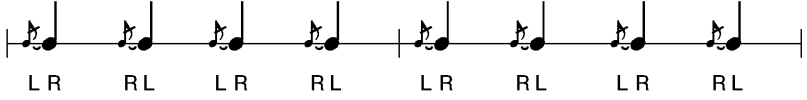
R R R R L L L L

♩ = 120
- 2) Single Strokes Alternating
 

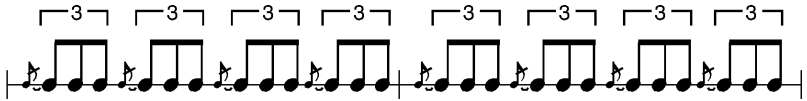
R L R L R L R L

♩ = 120
- 3) Single Paradiddle
 

R L R R L R L L R L R R L R L L


♩ = 120
- 4) Flam Alternating Hands
 

LR RL LR RL LR RL LR RL


♩ = 120
- 5a) Flam Triplets
 

LR LR RL RL LR LR RL RL LR LR RL RL LR LR RL RL


♩ = 90
- 5b) Triplets

To be inserted at a later date
- 6) Drag
 

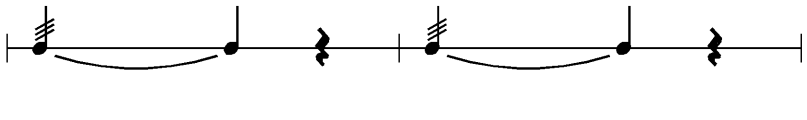
LLR RRL LLR RRL LLR RRL LLR RRL

♩ = 60
- 7) Five Stroke Roll (open & closed)
 

RLLR LLRRL RLLR LLRRL

♩ = 120
- 8) Nine Stroke Roll (open & closed)
 

RLLRLLR LLRRLRRL

♩ = 120
- 9) Roll Offs
 

♩ = 120


YCRCC005


Figure C1-2-3 Snare Drum Technical Requirements – Level TWO

SNARE DRUM TECHNICAL REQUIREMENTS

Level FOUR (Continued)


11) Flam Taps

 = 120



L R RRL LLR RRL L LR RRL LLR RRL L


12) Four Stroke Ruffs


 = 90



LRLR RLRL LLRL RLRL LRLR RLRL LLRL RLRL


13a) Drag Paradiddle


 = 60



RLLR LRR LR LRL L RLLR LRR LR LRL L

13b) Flam Paradiddle

 = 60





R L R R L R L L R L R R L R L L



YCRCC009


Figure C1-2-5 (Sheet 2 of 2) Snare Drum Technical Requirements – Level FOUR

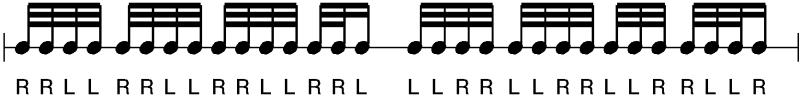

SNARE DRUM TECHNICAL REQUIREMENTS



Level FIVE



1) Six Stroke Roll

 R L L R R L R L R R L L R L R L L R R L L R
 = 76



2) Ten Stroke Roll

 R R L L R R L L R L L L R R L L R R L R
 = 76

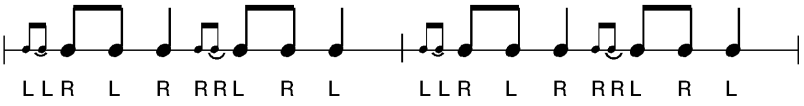

3) Eleven Stroke Roll
 To be inserted at a later date
 = 76

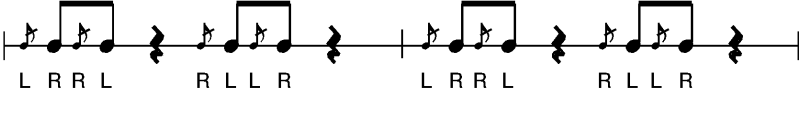

4) Fifteen Stroke Roll

 R R L L R R L L R R L L R R L L R R L L R R L L R
 = 76

5) Mill Stroke in 16th notes

 = 90

6) Flammed Mill Stroke in 16ths

 R R L R L L R L R R L L R L R R L L R L R R L L R L
 = 110

7) Swiss Triplet

 L R R L L R R L R L L R R L L R L L R R L L R R L L R
 = 60

8) Ratatap

 = 120

9) Fla-Fla (a)

 = 120


YCRCC010

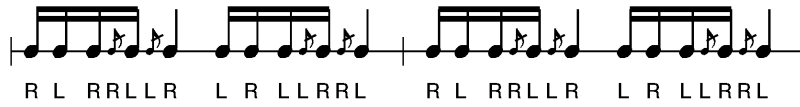
Figure C1-2-6 (Sheet 1 of 2) Snare Drum Technical Requirements – Level FIVE

SNARE DRUM TECHNICAL REQUIREMENTS

Level FIVE (Continued)


10) Fla-Fla (b)

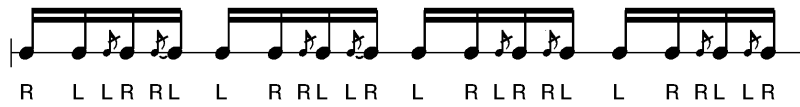
 = 84



R L R R L L R L R L L R R L R L R R L L R L R L L R R L

11) Pataflafla

 = 84



R L L R R L L R R L L R L R L R R L L R R L L R

YCRC011

Figure C1-2-6 (Sheet 2 of 2) Snare Drum Technical Requirements – Level FIVE

RHYTHM STUDIES

Level	Studies
BASIC	None.
ONE	Perform on instrument all rhythm studies on pages 43, 44 and 45 of Standard of Excellence, Book 1.
TWO	Perform on instrument all rhythm studies on pages 44 and 45 of Standard of Excellence, Book 2.
THREE	Perform on instrument all rhythm studies on pages 42 and 43 of Standard of Excellence, Book 3.
FOUR	None.
FIVE	None.

ANNEX D

PREPARED MUSIC

BASSOON

Level	List		Title	Book	Page
BASIC	A	1	Western Portrait	Best in Class	19
		2	Austrian Melody	Best in Class	24-117
		3	The Minstrel Boy	Best in Class	28-136
	B	1	Ode to Joy	Best in Class	10
		2	America/God Save the Queen	Best in Class	32
		3	Scarborough Fair	Best in Class	29-138
ONE	A	1	First Waltz	Rubank Elementary Method	6
		2	Blue Bell of Scotland	Rubank Elementary Method	24
		3	Lullaby	Rubank Elementary Method	46
		4	A Little March	Classic Festival Solos	3
		5	Three Baroque Dances (Gavotte)	Master Solos Intermediate Level	16
	B	1	Gavotte	Rubank Elementary Method	47
		2	Theme from Symphony No. 8 (Allegro)	Rubank Elementary Method	47
		3	Theme from Symphony No. 8 (Menuetto)	Rubank Elementary Method	48
		4	The Happy Farmer	Classic Festival Solos	2
TWO	A	1	Duet in Bb Major	Rubank Intermediate Method	24
		2	B Minor Etude	Rubank Intermediate Method	23
		3	C Minor Etude	Rubank Intermediate Method	31
		4	Sarabande	Classic Festival Solos	5
		5	Preludio	Classic Festival Solos	6
	B	1	Duet in C Major	Rubank Intermediate Method	17
		2	Midsummer Night's Dream	Rubank Intermediate Method	35
		3	Marci	Rubank Intermediate Method	36-5
		4	A Song of Sadness	Classic Festival Solos	10
		5	Panis Angelicus	Classic Festival Solos	9

BASSOON

Level	List		Title	Book	Page	
THREE Or selections From Royal Conservatory Grade 2	A	1	Andante	Rubank Advanced Vol. 1	20-3	
		2	Andante	Rubank Advanced Vol. 1	21-4	
		3	Lento	Rubank Advanced Vol. 1	36-21	
		4	Valse	Classic Festival Solos	4	
		5	Waves of the Danube	Classic Festival Solos	8	
	B	1	Allegro	Rubank Advanced Vol. 1	27-13	
		2	Moderato	Rubank Advanced Vol. 1	30015	
		3	German Dance	Rubank Advanced Vol. 1	69-2	
		4	Funiculi Funicula	Classic Festival Solos	7	
		5	Saraband and Minuet	Classic Festival Solos	11	
		6	Elegy	Classic Festival Solos	14	
		7	Three Baroque Dances (Menuet I)	Master Solos Intermediate Level	16	
		8	Three Baroque Dances (Menuet II)	Master Solos Intermediate Level	16	
	FOUR Or selections From Royal Conservatory Grade 4	A	1	The Herd Girl's Sunday	Rubank Advanced Method II	70-3
			2	In the Hall of the Mountain King	Classic Festival Solos	14
3			Minuet of the Oxen	Classic Festival Solos	15	
4			Two Sketches (Reverie	Master Solos Intermediate Level	5	
B		1	Prayer of Adoration	Classic Festival Solos	12	
		2	Two Sketches (Peasant Dance)	Master Solos Intermediate Level	6	
		3	Arioso and Humoresque (2 pages)	Master Solos Intermediate Level	13	
FIVE Or selections From Royal Conservatory Grade 6	A	1	Ballad from Three Pieces	Bakaleinikoff	16	
		2	Allegro Appassionata	Classic Festival Solos		
	B	1	Romanze	Master Solos Intermediate Level	21	
Candidates may substitute Level THREE, FOUR, FIVE music with Royal Conservatory Syllabus, Grades 2, 4, 6 respectively.						

CLARINET

Level	List		Title	Book	Page
BASIC	A	1	Western Portrait	Best in Class	19
		2	Austrian Melody	Best in Class	24-117
		3	The Minstrel Boy	Best in Class	28-136
	B	1	Ode to Joy	Best in Class	10
		2	America/God Save the Queen	Best in Class	32
		3	Scarborough Fair	Best in Class	29-138
ONE	A	1	Rigaudon	Belwin Master Solos (Easy)	3
		2	Elegy	Belwin Master Solos (Easy)	5
		3	Professional	Belwin Master Solos (Easy)	6
		4	It is Enough	First Solos for the Clarinet Player	33
		5	Drink to me only with Thine Eyes	Rubank Elementary Method	24
		6	America the Beautiful	Rubank Elementary Method	42
		7	Meloday	Rubank Elementary Method	44
	B	1	March	Belwin Master Solos (Easy)	4
		2	Rio Grande	Belwin Master Solos (Easy)	7
		3	Bouree	Belwin Master Solos (Easy)	11
		4	Professional	Belwin Master Solos (Easy)	13
		5	Rondo	Belwin Master Solos (Easy)	16
		6	Tramp! Tramp! Tramp!	Rubank Elementary Method	34
		7	Come Back to Erin	Rubank Elementary Method	42
TWO	A	1	Duet	Rubank Intermediate Method	19
		2	Petite Duet	Rubank Intermediate Method	26
		3	Sarabande	Belwin Master Solos (Easy)	12
		4	Aria	Belwin Master Solos (Easy)	15
		5	Two Chinese Folk Songs (I – Song of Hoe)	Belwin Master Solos (Easy)	8
	B	1	Andante	Rubank Intermediate Method	49
		2	Legato Duet	Rubank Intermediate Method	12
		3	Russian Folk Song	Belwin Master Solos (Easy)	10
		4	Two Chinese Folk Songs (II – The Filial Crow)	Belwin Master Solos (Easy)	9

CLARINET

Level	List		Title	Book	Page
THREE Or selections From Royal Conservatory Grade 2	A	1	Solveig's Song	First Solos for the Clarinet Player	9
		2	The Lonely Birch Tree	Clarinets Solos	8
		3	Andante No. 18	Rubank Advanced Method 1	40
	B	1	Wild Horseman	First Solos for the Clarinet Player	4
		2	Caprice No. 14	Rubank Advanced Method 1	74
		3	Andante Cantabile	Rubank Intermediate Level	50
		4	Duet Brilliant	Rubank Intermediate Level	43
	FOUR Or selections From Royal Conservatory Grade 4	A	1	Intermezzo	First Solos for the Clarinet Player
2			Tango	First Solos for the Clarinet Player	16
3			Romance from Clarinet	Concert and Contest	28
B		1	Two Pieces (at the Brook and Intermezzo)	Solos for the Clarinet Player	35
		2	Alleluia – Mozart	Rubank Advanced Method 1	71
		3	Andante - klose	Rubank Advanced Method 1	68
FIVE Or selections From Royal Conservatory Grade 6	A	1	Larghetto	Solos for the Clarinet Player	20
		2	Larghetto from Clarinet Quartet	Mozart	
		3	Nocturne	Bassi	
	B	1	Promenade	Concert and Contest	14
		2	Variations Sentimentales	Rubank Advanced Method II	72
		3	Two Dances	Kymlicka	
		4	Divertimento in Bb	Mozart	

Candidates may substitute Level THREE, FOUR, FIVE music with Royal Conservatory Syllabus, Grades 2, 4, 6 respectively.

FLUTE

Level	List		Title	Book	Page
BASIC	A	1	Western Portrait	Best in Class	19
		2	Austrian Melody	Best in Class	24-117
		3	The Minstrel Boy	Best in Class	28-136
	B	1	Ode To Joy	Best in Class	10
		2	America/God Save The Queen	Best in Class	32
		3	Scarborough Fair	Best in Class	29-138
ONE	A	1	America the Beautiful	Rubank Elementary Method	45
		2	Old Folks at Home	Rubank Elementary Method	46
		3	Believe Me if All Those Endearing Young Charms	Rubank Elementary Method	43
	B	1	Gavotte	Rubank Elementary Method	45
		2	Come Back to Erin	Rubank Elementary Method	46
		3	Welsh Folk Song	Rubank Elementary Method	48
TWO	A	1	Andantino	First Solos for the Flute Player	6
		2	Summer Evening	Rubank Intermediate Method	9
		3	Flutella	Classic Festival Solos	4
		4	Laendler	Rubank Intermediate	37
		5	Then You'll Remember Me	Rubank Intermediate	34
		6	Andantino	Classic Festival Solos	5
	B	1	Rondeau	First Solos for the Flute Player	5
		2	Gavotte	First Solos for the Flute Player	3
		3	Duet Brillante	Rubank Intermediate Method	48
		4	Sharpshooters March *	Rubank Intermediate Method	24
		5	The Piper	Classic Festival Solos	3
		6	Two Part Invention	Rubank Intermediate	46

FLUTE

Level	List		Title	Book	Page
THREE Or selections From Royal Conservatory Grade 2	A	1	Gavotte	Flute Solos	5
		2	The Swan	Rubank Advanced Vol. 1	67
		3	Saeterjentens Sondag	Rubank Advanced Vol. 1	69
		4	Romance	Rubank Advanced Vol. 1	71
		5	Entr'acte	Master Solos Intermediate Level	6
		6	Largo and Allegro (Largo)	Master Solos Intermediate Level	16
		7	Menuet and Dance of the Blessed Spirits	Master Solos Intermediate Level	10
	B	1	Gavotte	Rubank Advanced Vol. 1	66
		2	Menuet	Rubank Advanced Method 1	70
		3	Serenade	Rubank Advanced Vol. 1 and Concert and Contest	72 14
		4	Largo and Allegro (Allegro)	Master Solos Intermediate Level	17
	FOUR Or selections From Royal Conservatory Grade 4	A	1	Air	Solos for the Flute Player
2			By the Brook	Rubank Advanced Method II	78
3			Gugue	Rubank Advanced Method II	32
4			Rustic Dance	Rubank Advanced Method II	36
B		1	Siciliana and Giga	Concert and Contest	15
		2	Valse Gracieuse	Concert and Contest	8
		3	Rosmunde	Solos for the Flute Player	13
		4	Menuette Paysanne	Flute Solos	9
		5	Menuet	Rubank Advanced Method I	70
		6	Largo	Rubank Advanced Method II	76
		7	Siciliano	Rubank Advanced Method II	80
		8	Menuet – Bizet	Rubank Advanced Method II and Concert and Contest	74
		9	Waltz	Rubank Advanced Method II	79
FIVE Or selections From Royal Conservatory Grade 6	A	1	Adagio	Solos for the Flute Player	25
		2	Romance	Rubank Advanced Method I	71
		3	Sicilienne – Faure	International Leduc	
		4	Serenade – Pierne	International Leduc	
	B	1	Polonaise and Badinerie	Concert and Contest	18
		2	Serenade	Concert and Contest	5
		3	Scherzino	Concert and Contest	6
		4	Andante and Allegretto	Solos for the Flute Player	9
		5	Rondo	Solos for the Flute Player	29

Candidates may substitute Level THREE, FOUR, FIVE music with Royal Conservatory Syllabus, Grades 2, 4, 6 respectively.

FRENCH HORN

Level	List		Title	Book	Page
BASIC	A	1	Western Portrait	Best in Class	19
		2	Austrian Melody	Best in Class	24-117
		3	The Minstrel Boy	Best in Class	28-136
	B	1	Ode to Joy	Best in Class	10
		2	America/God Save the Queen	Best in Class	32
		3	Scarborough Fair	Best in Class	29-138
ONE	A	1	Long Long Ago	Rubank Elementary Method	20
		2	Loves Old Sweet Song	Rubank Elementary Method	26
		3	Drink to me Only With Thine Eyes	Rubank Elementary Method	43
	B	1	Waltz	Rubank Elementary Method	23
		2	Midsummer Nights Dream	Rubank Elementary Method	42
TWO	A	1	Folk Song Suite – The Ash Grove	First Solos for the Horn Player	2
		2	Etude Expressivo No. 3	Rubank Intermediate Method	8
		3	Staccato Etude No. 4	Rubank Intermediate Method	26
		4	Serenade	Rubank Intermediate Method	10
		5	Lady in Blue	Classic Festival Solos	4
		6	Valse Triste	Classic Festival Solos	8
	B	1	C Minor Etude No. 3	Rubank Intermediate Method	25
		2	Dance No. 2	Rubank Intermediate Method	3
		3	Mala Polka	Rubank Intermediate Method	13
		4	Sololoquy	Classic Festival Solos	13

FRENCH HORN

Level	List		Title	Book	Page
THREE Or selections From Royal Conservatory Grade 2	A	1	Allerseelen	Concert and Contest	3
		2	Ballade	Concert and Contest	4
		3	Prelude	Concert and Contest	2
		4	By the Sea – Schubert	Rubank Advanced Method I	70
		5	On the Wings of Song	Rubank Advanced Method I	71
		6	Etude No. 22	Rubank Advanced Method I	37
		7	Nobodyes Gigge	Classic Festival Solos	6
		8	Elegie	Classic Festival Solos	12
		9	Hornpipe	Classic Festival Solos	5
	B	1	The Dusky Night	First Solos for the Horn Player	3
		2	The Song of Khivria	First Solos for the Horn Player	16
		3	Scherzo	Concert and Contest	5
		4	Etude No. 12 Tempo di Bolero	Rubank Advanced Method I	29
		5	Gigue	Rubank Advanced Method I	20
6		Chalet	Classic Festival Solos	10	
7		Humoresque	Classic Festival Solos	11	
FOUR Or selections From Royal Conservatory Grade 4	A	1	Melodie	Concert and Contest	6
		2	I Attempt from Love's Sickness to Fly	Solos for the Horn Player	5
		3	Etude No. 2 Larghetto	Rubank Advanced Method II	21
		4	Etude No. 9 Melody	Rubank Advanced Method II	26
	B	1	Chanson des Chasseurs	Rubank Advanced Method II	75
		2	Konzertshuc	Rubank Advanced Method II	79
FIVE Or selections From Royal Conservatory Grade 6	A	1	Vocalise	Concert and Contest	9
	B	1	Two Outdoor Scenes	Concert and Contest	
		2	Nocturne	Coriolis	10
Candidates may substitute Level THREE, FOUR, FIVE music with Royal Conservatory Syllabus, Grades 2, 4, 6 respectively.					

GLOCKENSPIEL

Level	List		Title	Book	Page
BASIC	A	1	At Pierot's Door	Rubank Elementary – Bell Lyra	6
		2	All Through the Night	Rubank Elementary – Bell Lyra	13
	B	1	Ode to Joy	Best in Class	10
		2	My Bonnie	Rubank Elementary – Bell Lyra	9
		3	Merry Widow Waltz	Rubank Elementary – Bell Lyra	7
ONE	A	1	By the River	Rubank Elementary – Bell Lyra	12
		2	Auld Lang Syne	Rubank Elementary – Bell Lyra	13
	B	1	The Glorious Fourth	Rubank Elementary – Bell Lyra	10
		2	Tambourin	Rubank Elementary – Bell Lyra	18
TWO	A	1	Largo	Rubank Elementary – Bell Lyra	30
		2	Andantino	Rubank Elementary – Bell Lyra	18
	B	1	Soldiers Chorus	Rubank Elementary – Bell Lyra	11
		2	Oh' Dem Golden Slippers	Rubank Elementary – Bell Lyra	12
THREE Or selections From Royal Conservatory Grade 2	A	1	Song of India	Rubank Elementary – Bell Lyra	15
		2	Wedding March	Rubank Elementary – Bell Lyra	20
	B	1	Hunters Chorus	Rubank Elementary – Bell Lyra	15
		2	Drink to Me Only With Thine Eyes	Rubank Elementary – Bell Lyra	24
FOUR Or selections From Royal Conservatory Grade 4	A	1	Air from Rigoletto	Rubank Elementary – Bell Lyra	21
		2	Professional March	Rubank Elementary – Bell Lyra	26
	B	1	Hail! Hail! The Gangs all Here	Rubank Elementary – Bell Lyra And Classic Festival Solos	23
		2	Onward Christian Soldiers		34
	C	1	Gymnopedie		
	Not a critical require- ment				

GLOCKENSPIEL

Level	List		Title	Book	Page
FIVE Or selections From Royal Conservatory Grade 6	A	1	Preludio	Classic Festival Solos	7
		2	Towering Tones	Classic Festival Solos	4
	B	1	William Tell	Rubank Elementary – Bell Lyra	27
		2	Scrump	Classic Festival Solos	6
	C Not a critical require- ment	1	The Devil made me do it	Classic Festival Solos	8
		2	Barcarolle	Solos for the Percussion Player	37
		3	Cool from West Side Story	Solos for the Percussion Player	35
		4	Allegro		

Candidates may substitute Level THREE, FOUR, FIVE music with Royal Conservatory Syllabus, Grades 2, 4, 6 respectively.

OBOE

Level	List		Title	Book	Page
BASIC	A	1	Slow Waltz	First Solos for the Oboe Player	3
		2	March	First Solos for the Oboe Player	4
		3	Western Portrait	Best in Class	19
		4	Austrian Melody	Best in Class	24-117
		5	The Minstrel Boy	Best in Class	28-136
	B	1	Ode to Joy	Best in Class	10
		2	In the Well	First Solos for the Oboe Player	3
		3	A Melancoly Tale	First Solos for the Oboe Player	4
		4	Song Tune	First Solos for the Oboe Player	6
		5	America/God Save the Queen	Best in Class	32
		6	Scarborough Fair	Best in Class	29-138
	ONE	A	1	Von Himmel hoch da komm'ich her	First Solos for the Oboe Player
2			Drink to me Only	Rubank Elementary Method	26-2
3			Old Folks at Home	Rubank Elementary Method	39-3
4			Annie Laurie	Rubank Elementary Method	39-4
5			Evening Shadows	Classic Festival Solos	3
6			Caprice	Classic Festival Solos	4
B		1	Believe Me if all those Endearing Young Charms	Rubank Elementary Method	27
		2	March	Rubank Elementary Method	36-4
		3	Waltz	Rubank Elementary Method	43-3
		4	Sentimental Lady	Classic Festival Solos	2
		5	Bouree	Classic Festival Solos	5
TWO	A	1	Two Songs (No. 1)	First Solos for the Flute Player	3
		2	Ariette	Concert and Contest	2
		3	Duet	Rubank Intermediate Method	25
		4	Prayer	Rubank Intermediate Method	21
		5	Folk Songs from Grieg	Classic Festival Solos	8
		6	Lament	Rubank Intermediate Method	27
	B	1	Sharpshooters March *	Rubank Intermediate Method	35
		2	Excerpt from 7 th	Rubank Intermediate Method	28
		3	Folks Dance	Rubank Intermediate Method	26
		4	Menuet	Classic Festival Solos	6
		5	Kemps's Jip	Classic Festival Solos	3

OBOE

Level	List		Title	Book	Page
THREE Or selections From Royal Conservatory Grade 2	A	1	Andante and Allegro (andante molto sostenuto)	Concert and Contest	10
		2	Crusader Hymn	Rubank Intermediate Method	19
		3	Duet in 6/8	Rubank Intermediate Method	29
	B	1	Aria and Rondinella	Concert and Contest	3
		2	Gavotta	Concert and Contest	5
		3	Menuetto and Presto	Concert and Contest	6
		4	William Tell	Rubank Intermediate Method	42
		5	Polka	Rubank Intermediate Method	43
		6	Sonata	Rubank Intermediate Method	48
		7	Grand March	Classic Festival Solos	9
FOUR Or selections From Royal Conservatory Grade 4	A	1	Aria	Solos for the Oboe Player	1
		2	Sonata in A- (mvt III) Andante	Solos for the Oboe Player	3
		3	Largo	Solos for the Oboe Player	5
		4	Vocalise	Solos for the Oboe Player	18
		5	Two Menuettos	Concert and Contest	4
		6	Romance	Concert and Contest	7
		7	Sinfonia	Concert and Contest	8
		8	Larghetto – Verroust	Rubank Advanced Vol 1	30
		9	Nocturne – Bassi	Rubank Advanced Vol 1	70
	B	1	Sonata in A- (mvt I et II)	Solos for the Oboe Player	2
		2	Sonata in A- (mvt IV)	Solos for the Oboe Player	4
		3	Piece in G-	Concert and Contest	12
		4	Allegro Moderato	Concert and Contest	22
		5	Allegro Moderato – Niemann	Rubank Advanced Vol 1	40
		6	Alleluja - Mozart	Rubank Advanced Vol 1	68
		FIVE Or selections From Royal Conservatory Grade 6	A	1	Romance No. 1
1	Dreams			Solos for the Oboe Player	12
3	Theme			Solos for the Oboe Player	14
4	Colloquy			Concert and Contest	24
B	1		Two Arabian Dances (No. 1)	Solos for the Oboe Player	15
	2		Adagio and Allegro	Concert and Contest	14
	3		Marzurka	Solos for the Oboe Player	17

Candidates may substitute Level THREE, FOUR, FIVE music with Royal Conservatory Syllabus, Grades 2, 4, 6 respectively.

PERCUSSION

Level	List		Title	Book	Instrument	Page
BASIC	One of the following	1	No. 3	Podenski	Snare Drum	19
		2	Solo No. 2	Alfred's Book 1	Snare Drum	
		3	Solo No. 6	Goldenburg Method for Snare Drum	Snare Drum	
ONE	A	1	Street Beats		Snare Drum	27
	B	1	Blue Eagle	Rubank Elementary	Snare Drum	
		2	No. 8	Podenski	Snare Drum	
		3	No. 10	Podenski	Snare Drum	
		4	No. 11	Alfred's Book 1	Snare Drum	
	And	5	No. 12	Alfred's Book 2	Snare Drum	42
	And		Demonstrate ability to play standard march beats and signals on bass drum	Reference: A-PD-202-001/ FP-000 Pages 3-5 to 3-5-6	Bass Drum	
	And		Demonstrate ability to play crash cymbals		Crash Cymbals	
TWO	A	1	Street Beats		Snare Drum	
		2	Advanced British Grenadiers		Snare Drum	
		3	Advanced General Salute		Snare Drum	
	B	1	Cymbal-Sticks March	Rubank Intermediate Method	Snare Drum	
		2	20 th Century Changes	Rubank Intermediate Method	Snare Drum	
THREE Or selections From Royal Conservatory Grade 2	A	1	Street Beats		Snare Drum	
		2	God Save the Queen		Snare Drum	
		3	Street Beats (O Canada)		Snare Drum	
		4	Duty Calls – Royal		Snare Drum	
		5	Salute/Vice Regal Salute		Snare Drum	
	B	1	Solo No. 9	Alfred's Book 2	Snare Drum	
		2	Two of Us	Rubank Intermediate Method	Snare Drum	
		3	Sundown	W.F.L. Drum Co.	Snare Drum	
		4	Rusty	W.F.L. Drum Co.	Snare Drum	

PERCUSSION

Level	List		Title	Book	Instrument	Page
FOUR Or selections From Royal Conservatory Grade 4	A	1	Street Beats		Snare Drum	
	B	1	Rolling Accents	Rubank Intermediate Method	Snare Drum	15
		2	Solo 17	Alfred's Book 2	Snare Drum	61
		3	Bobbin Back	Rubank Intermediate Method	Snare Drum	17
		4	Phantom Drummer	Solos for Percussion Player	Snare Drum	61
		5	Forward Quickstep	W.F.L. Drum Co.	Snare Drum	
	C Not a critical require- ment	1	Six Graded Solos for Tympani No. 1	McKenzie Music for Percussion	Tympani	
		2	Six Graded Solos for Tympani No. 2	McKenzie Music for Percussion	Tympani	
FIVE Or selections From Royal Conservatory Grade 6	A	1	Street Beats		Snare Drum	
	B Two from list B	1	New Gulf Drummer	Rubank Intermediate Method	Snare Drum	16
		2	Two Unaccompanied Solos for Snare (1 or 2)	Solos for the Percussion Player	Snare Drum	4
	C Two from list C not a critical require- ment	1	Lament	Solos for the Percussion Player	Tympani	
		2	Primeval Dance	Solos for the Percussion Player	Tympani	
	D		Demonstrate the following patterns on a Drum Kit: Rock, Jazz, Bossa Nova		Drum Kit	

Candidates may substitute Level THREE, FOUR, FIVE music with Royal Conservatory Syllabus, Grades 2, 4, 6 respectively.

SAXOPHONE

Level	List		Title	Book	Page
BASIC	A	1	Western Portrait	Best in Class	19
		2	Austrian Melody	Best in Class	24-117
		3	The Minstrel Boy	Best in Class	28-136
	B	1	Ode to Joy	Best in Class	10
		2	America/God Save the Queen	Best in Class	32
		3	Scarborough Fair	Best in Class	29-138
ONE	A	1	Abendlied	Belwin Master Solos (Easy)	3
		2	Andante	Belwin Master Solos (Easy)	7
		3	Winter Dreams	Belwin Master Solos (Easy)	8
		4	Aria	Belwin Master Solos (Easy)	12
		5	Old Folks at Home	Rubank Elementary Method	39-3
		6	Annie Laurie	Rubank Elementary Method	39-4
		7	Lullaby	Rubank Intermediate Level	14
	B	1	Gavotte	Belwin Master Solos (Easy)	6
		2	Fandango	Belwin Master Solos (Easy)	13
		3	Rigaudon	Belwin Master Solos (Easy)	16
		4	Gavotte	Belwin Master Solos (Easy)	9
		5	Scenes that are Brightest	Rubank Elementary Method	44-5
		6	Waltz	Rubank Elementary Method	43-3
		7	March	Rubank Elementary Method	36-4
TWO	A	1	At the Hearth	Alto Saxophone Solos (easy) and Concert and Contest	5 2
		2	Meadowland	Alto Saxophone Solos (easy)	8
		3	Etude in D Minor	Rubank Intermediate Method	24
		4	Andante	Rubank Intermediate Method	32
		5	Loreley	Rubank Intermediate Method	39
	B	1	Hunter Chorus	Rubank Intermediate Method	17
		2	Polka	Rubank Intermediate Method	28
		3	Duet – Brillant	Rubank Intermediate Method	43

SAXOPHONE

Level	List		Title	Book	Page	
THREE Or selections From Royal Conservatory Grade 2	A	1	Air Gracile	Alto Saxophone Solos (easy)	3	
		2	Allerseelen	Alto Saxophone Solos (easy)	6	
		3	Concerto in Bb Minor	Alto Saxophone Solos (easy)	9	
		4	Romantic Piece	Solos for the Alto Sax Player	9	
		5	Andante Grazioso	Rubank Advanced Method I	21	
		6	On Wings of Song	Rubank Advanced Method I	68	
	B	1	Canzonetta and Giga	Concert and Contest	6	
		2	Allegro	Rubank Advanced Method I	25	
		3	Allegro Moderato	Rubank Advanced Method I	40	
		4	Allegretto Brillante	Rubank Advanced Method I	70	
	FOUR Or selections From Royal Conservatory Grade 4	A	1	Romantic Piece	Solos for the Alto Sax Player	9
			2	Chartreuse	Alto Saxophone Solos (easy)	12
3			Introduction and Rondo	Concert and Contest	14	
4			Album-Leaf	Solos for the Alto Sax Player	12	
B		1	Le Secret	Alto Saxophone Solos (easy)	14	
		2	Minuet	Solos for the Alto Sax Player	15	
		3	Sicilienne and Allegro	Solos for the Alto Sax Player	4	
FIVE Or selections From Royal Conservatory Grade 6		A	1	Elegie	Concert and Contest	13
			1	Recitative and Allegro	Concert and Contest	16
	3		Vocalise	Solos for the Alto Sax Player	22	
	4		Nocturne	Solos for the Alto Sax Player	7	
	5		Larghetto	Solos for the Alto Sax Player	8	
	6		Melodie	Rubank Advanced Method II	75	
	B	1	Largo and Allegro	Concert and Contest	12	
		2	Gypsy Rondo	Solos for the Alto Sax Player	13	
		3	Fantaisie Mauresque	Concert and Contest	18	
		4	Concertante	Concert and Contest and Rubank Advanced Method II	20 77	
		5	Andante and Allegro	Rubank Advanced Method II	79	

Candidates may substitute Level THREE, FOUR, FIVE music with Royal Conservatory Syllabus, Grades 2, 4, 6 respectively.

TROMBONE/BARITONE/EUPHONIUM

Level	List		Title	Book	Page
BASIC	A	1	Western Portrait	Best in Class	19
		2	Austrian Melody	Best in Class	24-117
		3	The Minstrel Boy	Best in Class	28-136
	B	1	Ode to Joy	Best in Class	10
		2	America/God Save the Queen	Best in Class	32
		3	Scarborough Fair	Best in Class	29-138
ONE	A	1	Abendlied	Belwin Master Solos (Easy)	3
		2	Rio Grande	Belwin Master Solos (Easy)	8
		3	Winter Dreams	Belwin Master Solos (Easy)	14
		4	Meditation	Trombone Solos	9
		5	Berceuse	Trombone Solos	10
		6	Prayer of Thanksgiving	Rubank Elementary Method	24
		7	Integer Vitae	Rubank Elementary Method	49
		8	Lullaby	Rubank Elementary Method	32
	B	1	Fandango	Belwin Master Solos (Easy)	7
		2	Jeanetta Waltz	Belwin Master Solos (Easy)	12
		3	Professional	Belwin Master Solos (Easy)	16
		4	High Barbary	Rubank Elementary Method	25
	5	Wearing of the Green	Rubank Elementary Method	48	
	6	Joshua Fit De Battle of Jericho	Rubank Elementary Method	35	
TWO	A	1	Caro moi ben	First Solos for Trombone Player	3
		2	If with all Your Hearts	First Solos for Trombone Player	4
		3	Jesu, meine Freude	First Solos for Trombone Player	5
		4	Etude Expressive No. 3	Rubank Intermediate Method	9
		5	There's Music In The Air	Rubank Intermediate Method	18
		6	Night Song	Belwin Master Solos (easy)	6
		7	Elegy	Belwin Master Solos (easy)	13
	B	1	Amor s'apprende	First Solos for Trombone Player	2
		2	Duet	Rubank Intermediate Method	33
		3	Then You'll Remember Me	Rubank Intermediate Method	25
		4	Gavotte in F Major	Rubank Intermediate Method	18
		5	My Pet Crow	Belwin Master Solos (easy)	9
	6	Rondo	Belwin Master Solos (easy)	15	

TROMBONE/BARITONE/EUPHONIUM

Level	List		Title	Book	Page
THREE Or selections From Royal Conservatory Grade 2	A	1	Two Spanish Dances (I)	Concert and Contest	6
		2	Theme from Reformation Symphony No. 5	First Solos for Trombone Player	7
		3	Theme from Italian Symphony No. 4	First Solos for Trombone Player	7
		4	Sento nel core	First Solos for Trombone Player	2
		5	Ava Maria	First Solos for Trombone Player	5
		6	Berceuse	Rubank Advanced Method I	75
		7	Moderator No. 3 – Gatti	Rubank Advanced Method I	20
		8	Awakening of Spring	Rubank Advanced Method I	74
	B	1	Two Spanish Dances (II)	Concert and Contest	7
		2	Nina	First Solos for Trombone Player	4
3		Friends	First Solos for Trombone Player	72	
4		Bolero No. 11	Rubank Advanced Method II	27	
5		Allegro No. 20	Rubank Advanced Method II	36	
FOUR Or selections From Royal Conservatory Grade 4	A	1	Adagio from Cello Concerto	Solos for the Trombone Player	7
		2	Love Thoughts	Concert and Contest	10
		3	Après un rêve	Concert and Contest	3
		4	Canzoneete	Concert and Contest	5
		5	Theme de Concours	Concert and Contest	8
		6	Salve Maria	Rubank Advanced Method II	87
		7	Romance	Rubank Advanced Method II	88
	B	1	Concerto for Trombone	First Solos for the Trombone Player	8
		2	Theme from Symphony No. 5	First Solos for the Trombone Player	6
		3	Aria	Rubank Advanced Method II	26
		4	Giga	Rubank Advanced Method II	42
FIVE Or selections From Royal Conservatory Grade 6	A	1	Bouree	Trombone – Bach	
		2	Tom Binkley's Tune	Trombone – Berlioz	
		3	Arioso from Cantata No. 156	Euphonium – Bach	
	B	1	Morceau de Concours	Concert and Contest	12
		2	Concerto Miniature	Concert and Contest	16
		3	Prelude and Fanfaronade (Allegro)	Concert and Contest	18
		4	Concerto in F- Valse Sentimentale	Concert and Contest	22
		5	Andante and Allegro	Trombone - Rpoartz	4

Candidates may substitute Level THREE, FOUR, FIVE music with Royal Conservatory Syllabus, Grades 2, 4, 6 respectively.

TRUMPET

Level	List		Title	Book	Page
BASIC	A	1	Western Portrait	Best in Class	19
		2	Austrian Melody	Best in Class	24-117
		3	The Minstrel Boy	Best in Class	28-136
	B	1	Ode to Joy	Best in Class	10
		2	America/God Save the Queen	Best in Class	32
		3	Scarborough Fair	Best in Class	29-138
ONE	A	1	The Emperor of Germany	Belwin Master Solos (easy)	3
		2	Rio Grande	Belwin Master Solos (easy)	4
		3	Professional	Belwin Master Solos (easy)	10
		4	The Coronation Day	Belwin Master Solos (easy)	11
		5	Rock of Ages	Rubank Elementary Method	32
		6	How Can I Leave Thee	Rubank Elementary Method	14
		7	Onward Christian Soldeirs	Rubank Elementary Method	24
	B	1	Rigaudon	Belwin Master Solos (easy)	3
		2	Rondo	Belwin Master Solos (easy)	4
		3	Rigaudon	Belwin Master Solos (easy)	12
		4	Tramp! Tramp! Tramp!	Rubank Elementary Method	32
		5	Der Freischutz	Rubank Elementary Method	48
		6	Professional	Belwin Master Solos (easy)	9
		7	Bouree	Belwin Master Solos (easy)	10
8	Burlesque	Belwin Master Solos (easy)	11		
TWO	A	1	Etude Expressivo	Rubank Intermediate Method	8
		2	Serenade	Rubank Intermediate Method	10
		3	Austrian National Hymn	Rubank Intermediate Method	44
		4	Two Baroque Dances (Gavotte)	Yamaha Band Student – Book II	30
		5	Sarabande	Belwin Master Solos (easy)	13
		6	Three Chinese Folk Songs (I – Song of Hoe)	Belwin Master Solos (easy)	14
	B	1	Allegro in 3/8	Rubank Intermediate Method	28
		2	Folk Song	Rubank Intermediate Method	29
		3	Folk Song (Allegro)	Rubank Intermediate Method	43
		4	Two Baroque Dances (Bouree)	Yamaha Band Student – Book II	30
		5	The Pedlar	Belwin Master Solos (easy)	8
		6	Three Chinese Folk Songs (II – The Filial Crow)	Belwin Master Solos (easy)	15
		7	Three Chinese Folk Songs (III – Ballad of the Yellow Sun	Belwin Master Solos (easy)	16

TRUMPET

Level	List		Title	Book	Page
THREE Or selections From Royal Conservatory Grade 2	A	1	Dedication	Concert and Contest	3
		2	Calm as the Night	Concert and Contest	5
		3	Air	Solos for the Trumpet Player	9
		4	No. 21	Rubank Advanced Method I	37
		5	Andante Grazioso	Rubank Advanced Method I	28
		6	Andante Sonstenuo	Rubank Advanced Method I	43
	B	1	Sarabande and Gavotte	Concert and Contest	2
		2	Premier Solos de Concours	Concert and Contest	4
		3	Fanfare March	Trumpet Solos	12
		4	Centaurus	Rubank Advanced Method I	68
		5	No. 22	Rubank Advanced Method I	38
		6	No. 11	Rubank Advanced Method I	26
FOUR Or selections From Royal Conservatory Grade 4		1	Romance in Eb	Concert and Contest	7
		2	Serenade	Concert and Contest	13
		3	Andante from Concerto in Eb	Concert and Contest	24
		4	Andante Cantabile	Rubank Advanced Method II	76
	B	1	Air Gai	Concert and Contest	8
		2	Orientale	Concert and Contest	10
		3	Concertino	Concert and Contest	22
		4	Valse	Rubank Advanced Method II	80
		5	Suite No. 1 or No. 2	Teleman	
FIVE Or selections From Royal Conservatory Grade 6	A	1	My Regards	Concert and Contest	14
		2	Elegie	Concert and Contest	12
	B	1	L'Allegro	Concert and Contest	16
		2	Petite Piece Concertante	Solos for the Trumpet Player	31
		3	Andante and Allegro	Ropartz	
		4	Scherzo	Montburn	

Candidates may substitute Level THREE, FOUR, FIVE music with Royal Conservatory Syllabus, Grades 2, 4, 6 respectively.

TUBA

Level	List		Title	Book	Page
BASIC	A	1	Western Portrait	Best in Class	19
		2	Austrian Melody	Best in Class	24-117
		3	The Minstrel Boy	Best in Class	28-136
	B	1	Ode to Joy	Best in Class	10
		2	America/God Save the Queen	Best in Class	32
		3	Scarborough Fair	Best in Class	29-138
ONE	A	1	America the Beautiful	Rubank Elementary Method	45-8
		2	In The Gloaming	Rubank Elementary Method	45-6
		3	Drink To Me Only With Thine Eyes	Rubank Elementary Method	46-9
		4	Minuet	Classic Festival Solos	5
	B	1	In Happy Moments	Rubank Elementary Method	48-17
		2	Loves Old Sweet Song	Rubank Elementary Method	47-14
		3	Blue Bells of Scotland	Rubank Elementary Method	44-4
		4	Aurora	Classic Festival Solos	2
		5	Military March	Classic Festival Solos	3
TWO	A	1	Two Short Pieces (Aria)	Concert and Contest	4
		2	Andante and Allegro (Andante)	Concert and Contest	10
		3	Longing	Rubank Intermediate Method	25-5
		4	Melody in 6/8 Rhythm	Rubank Intermediate Method	25
		5	Die Meistersinger	Rubank Intermediate Method	20
	B	1	O Isis and Osiris	Solos for the Tuba Player and	3
		2	Two Short Pieces (Bouree)	Rubank Advanced Method I	69-1
		3	Melody in F	Rubank Intermediate Method	4
		4	Etude Expressivo	Rubank Intermediate Method	14-4
		5	Hunter Chorus	Rubank Intermediate Method	10-3 22-3

TUBA

Level	List		Title	Book	Page
THREE Or selections From Royal Conservatory Grade 2	A	1	Sarabanda and Gavotta	Concert and Contest	2
		2	Largo and Allegro	Concert and Contest	6
		3	Happy Farmer	Rubank Advanced Method I	69-2
		4	Bouree	Rubank Advanced Method I	70-3
		5	Dio Possente	Rubank Advanced Method I	71-5
	B	1	None but the Lonely Heart	Solos for the Tuba Player	6
		2	Waltz and Galop	Concert and Contest	3
		3	Premier Solo de Concours	Concert and Contest	5
		4	Spinning Wheel	Rubank Advanced Method I	72-8
		5	Allegro	Rubank Advanced Method I	35-18
		6	Tempo di Polacca	Rubank Advanced Method I	40-27
FOUR Or selections From Royal Conservatory Grade 4	A	1	Serenade and Scherzo (Scherzo)	Concert and Contest	18
		2	Air Gai	Rubank Advanced Method II and Concert and Contest	82-2 8
		3	Andante et Allegro	Rubank Advanced Method II	84-3
	B	1	Andante cantabile	Concert and Contest	11
		2	Adagio and Allegro	Concert and Contest	14
		3	Serenade and Scherzo (Serenade)	Concert and Contest	18
		4	Concertpiece	Rubank Advanced Method II	92-8
		5	Morceau de Concours	Rubank Advanced Method II	90-7
	FIVE Or selections From Royal Conservatory Grade 6	A	1	Romanze and Rondo	Solos for the Tuba Player
2			Adagio and Finale	Concert and Contest	22
B		1	Rondo all Scherzo	Solos for the Tuba Player	18
		2	Persiflage	Concert and Contest	12
		3	Morceau de Concours	Concert and Contest	20
		4	Adagio and Finale (Finale)		23

Candidates may substitute Level THREE, FOUR, FIVE music with Royal Conservatory Syllabus, Grades 2, 4, 6 respectively.

ANNEX E

ENSEMBLE MUSIC

Level	Concert Music	Parade Music
BASIC (Basic Band)	1. Anasazi by Edmondson 2. Syncro Start by Appleby 3. Aztec Sunrise by Edmondson 4. Tales of Valour by Appleby	1. March – Ode to Joy from Best In Class (Book 1) 2. Inspection Music – Minstrel Boy from Best In Class
ONE (Junior Band)	1. Air and Alleluia by Kinyon 2. Chorale and Canon by McGinty 3. Elegy and March by Feldstein and O'Reilly 4. Theme from Brahms' Symphony No. 1 by Kinyon	1. General Salute 2. Advance 3. March (a) Pony Boy (arr. Morrison) (b) Promotion 4. Inspection (a) Pachabel Canon (arr. Balent) (b) Waltzing With Bears (arr. Morrison)
TWO – THREE (Intermediate Band)	1. Balladair by Erickson 2. Grouse Mountain Lullaby by Chatman 3. Modal Song and Dance by Del Borgo 4. Sandcastle Sketches by Sheldon	1. General Salute 2. Advance 3. March (a) RCAF (arr. Hall) (b) Colonel Bogey (arr. Hall) (c) Cadet (arr. Morrison) (d) Esprit de Corps 4. Inspection (a) Chorale from Jupiter (b) March from Scipio (arr. Ployhar)
FOUR – FIVE (Senior Band)	1. Air for Band by Erickson 2. El Mirador by Chatman 3. Legend by Del Borgo 4. Three Ayres From Gloucester by Stuart	1. General Salute 2. Advance 3. March (a) Heart of Oak (b) PPCLI (c) RCAF (Davies) (d) Military Escort (e) Eagle Squadron (arr. Hall) 4. Inspection (a) Royal Artillery Slow March (b) Duke of York

NOTE




Substitutions may be made with the approval of the RCMA.

ANNEX F
SIGHT READING

MELODY


Level	Standard
BASIC	None
ONE – THREE	<p>Will perform, with assistance, a musical selection no greater than 16 bars in length. The selection will be of a technical difficulty equivalent to one level below the musician level being tested.</p> <p>Given a brief period to look at the music and determine musical requirements of selection.</p> <p>Play music at the appropriate skill level for the piece selected, demonstrating:</p> <ul style="list-style-type: none"> a. attention to notation and other directions for performance; b. an acceptable grasp of the style of the given music; and c. an ability to recognize and correct any errors made in the initial reading.
FOUR–FIVE	<p>Will perform, without assistance, a musical selection no greater than 32 bars in length. The selection will be of a technical difficulty equivalent to one level below the musician level being tested.</p> <p>Given a brief period to look at the music and determine musical requirements of selection.</p> <p>Play music at the appropriate skill level for the piece selected, demonstrating:</p> <ul style="list-style-type: none"> a. attention to notation and other directions for performance; b. an acceptable grasp of the style of the given music; and c. an ability to recognize and correct any errors made in the initial reading.

ANNEX G
AURAL SKILLS RHYTHM

LEVEL	STANDARD
Basic	None
ONE-TWO	<p>Clap or tap a simple rhythmic pattern of two bars, in 4/4 time, with half, quarter or eighth notes. A steady pace and rhythmic accentuation is expected. The following example indicates the approximate degree of difficulty:</p> 
THREE	<p>Clap or tap a simple rhythmic pattern of two bars, in 4/4 time, with half, quarter or eighth notes. A steady pace and rhythmic accentuation is expected. The following example indicates the approximate degree of difficulty:</p> 
FOUR	<p>Clap or tap the rhythm of a melody in 3/4 or 4/4 time. A steady pace and rhythmic accentuation is expected. The following example indicates the approximate degree of difficulty:</p> 


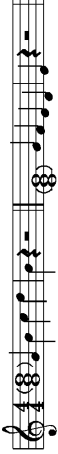
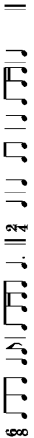

YCRCC012

Figure G1-2-1 (Sheet 1 of 2) Rhythm

FIVE	<p>Clap or tap the rhythm of a melody in 3/4 or 4/4 time. A steady pace and rhythmic accentuation is expected. The following example indicates the approximate degree of difficulty:</p> 
------	---



YCRCC013

Figure G1-2-1 (Sheet 2 of 2) Rhythm

LEVEL	RHYTHM	INTERVALS	MELODY (PLAYBACK)	CHORDS
THREE	<p>Sing, clap or tap the rhythm (only) of a short melody after it has been played twice by the instructor. Time Signatures: 2/4 and 3/4. Examples of rhythms to be used:</p> 	<p>Sing back, using moveable "doh" solfege syllables, "lu" or "la" or the actual note names, any of the following intervals after the first note has been played once by the instructor OR name any of the following intervals after each has been played once in broken form by the examiner:</p> <p>Above a given note: major 3rd perfect 5th</p>	<p>Sing back, using moveable "doh" solfege syllables, "lu" or "la" or the actual note names, a five-note melody based on the first five notes of a major scale which may contain one or more skips of a third within the vocal range of the cadet. Sing back after the examiner has named the key, played the tonic triad and played the melody twice. Beginning note: 1st (Tonic) or 5th (Dominant) Examples:</p> 	None
FOUR	<p>Sing, clap or tap the rhythm (only) of a short melody after it has been played twice by the instructor. Time Signatures: 2/4 and 6/8. Examples of rhythms to be used:</p> 	<p>Sing back, using moveable "doh" solfege syllables, "lu" or "la" or the actual note names, any of the following intervals after the first note has been played once by the instructor OR name any of the following intervals after each has been played once in broken form by the examiner:</p> <p>Above a given note: major 3rd minor 3rd perfect 4th perfect 5th perfect 8ve</p> <p>Below a given note: minor 3rd perfect 5th perfect 8ve</p>	<p>Sing back, using moveable "doh" solfege syllables, "lu" or "la" or the actual note names, a six-note melody based on the first five notes of a major scale within the vocal range of the cadet. Sing back after the examiner has named the key, played the tonic triad and played the melody twice. Beginning note: 1st (Tonic) 3rd (Mediant) or 5th (Dominant) Examples:</p> 	None

YCRCC015

Figure G1-2-2 (Sheet 2 of 3) Aural Skills

LEVEL	RHYTHM	INTERVALS	MELODY (PLAYBACK)	CHORDS
<p>FIVE</p>	<p>Sing, clap or tap the rhythm (only) of a short melody after it has been played twice by the instructor.</p> <p>Time Signatures: 2/4, 3/4 and 6/8.</p> <p>Examples of rhythms to be used:</p> 	<p>Sing back, using moveable "doh" solfege syllables, "lu" or "la" or the actual note names, any of the following intervals after the first note has been played once by the instructor OR name any of the following intervals after each has been played once in broken form by the examiner:</p> <p>Above a given note:</p> <ul style="list-style-type: none"> major 2nd major and minor 3rds major and minor 6ths perfect 4th perfect 5th major and minor 7ths perfect 8ve <p>Below a given note:</p> <ul style="list-style-type: none"> major and minor 3rds perfect 4th perfect 5th minor 6th perfect 8ve 	<p>Sing back, using moveable "doh" solfege syllables, "lu" or "la" or the actual note names, a nine-note melody based on the complete major scale from tonic to tonic or from dominant to dominant within the vocal range of the cadet. Sing back after the examiner has named the key, played the tonic triad and played the melody twice.</p> <p>Beginning note: 1st (Tonic) 3rd (Mediant) or 5th (Dominant)</p> <p>Examples:</p> 	<p>Name any of the following chords when played once by the instructor in solid form and in close position:</p> <ul style="list-style-type: none"> major, minor, and dominant 7th triads in root position.

YCRCC016

Figure G1-2-2 (Sheet 3 of 3) Aural Skills

ANNEX H
MUSIC THEORY

Level	Standard
BASIC	Demonstrates an understanding of music theory to include: The Staff, Treble and Bass Clefs, Notes and Rest Values, Time Signatures, and Repeats and Dynamics to the standard of 60%. Reference is Feldstein and O'Reilly, <i>Alfred Basic Theory Concepts</i> , or equivalent. Alternate reference is École de Musique Vincent d'Indy.
ONE	Demonstrates an understanding of music theory to include: Notes and Pitch, Time Values of Notes and Rests, Rhythm, Tones, Semi-Tones, Accidentals, Major Scales, and Minor Scales to the standard of 60%. Reference is Lawless, <i>Preliminary Rudiments</i> (Waterloo, 1991), pp 1-89. Alternate reference is École de Musique Vincent d'Indy, <i>Théorie de la Musique</i> .
TWO	Demonstrates an understanding of music theory to include: Intervals, Chords, Naming the Key of the Melody, and Transposition to the standard of 60%. Reference is Lawless, <i>Preliminary Rudiments</i> (Waterloo, 1991), complete. Alternate reference is École de Musique Vincent d'Indy, <i>Théorie de la Musique</i> .
THREE	Demonstrates an understanding of music theory to include: Technical names for the notes of a scale, Accidentals, Major Scales, Minor Scales, Compound Time, and Intervals to the standard of 60%. Reference is Lawless, <i>Grade 1 Theory</i> (Waterloo, 1994), pp 1-63. Alternate reference is École de Musique Vincent d'Indy, <i>Théorie de la Musique</i> .
FOUR	Demonstrates an understanding of music theory to include: Chords, Naming the Keys of Melodies without Key Signatures, Transposition, Cadences, and Correction of Errors to the standard of 60%. Reference is Lawless, <i>Grade 1 Theory</i> (Waterloo, 1994), complete. Alternate reference is École de Musique Vincent d'Indy, <i>Théorie de la Musique</i> .
FIVE	Demonstrates an understanding of music theory to include: The C Clefs, Chords, Cadences, Transposition, Short Score and Open Score, Intervals, and The Dominant Seventh Chord to the standard of 60%. Reference is Lawless, <i>Grade II Theory</i> (Waterloo, 1991), pp 1-69. Alternate reference is École de Musique Vincent d'Indy, <i>Théorie de la Musique</i> .

ANNEX I
BAND DRILL

Level	Standard
BASIC	Limited skill at band drill. No assessment required.
ONE	Limited skill at band drill. The level of proficiency normally necessary to perform drill under supervision from which further progress can be made through practice and experience.
TWO	Limited skill at band drill. The level of proficiency necessary to independently perform band drill.
THREE	Skill at band drill. The level of proficiency necessary to independently perform and demonstrate band drill to include counter marches, instrument drill for one section of the band, mace and bass drum signals.
FOUR	Skilled at band drill. The level of proficiency necessary to independently perform and demonstrate band drill to instrument drill for two sections of the band, mace and bass drum signals.
FIVE	Highly skilled at band drill. Able to teach others in all aspects of band drill, instrument drill and to plan drill routines.

NOTE

All band drill movements to be taken from A-PD-202-001/FP-000.

ANNEX J
CONDUCTING

Level	Standard
BASIC	None
ONE	None
TWO	None
THREE	None
FOUR	Demonstrate a limited skill at conducting a small group utilizing the following time signatures: 2/4, 3/4, 4/4 and 6/8 with or without pick ups. Demonstrate the proper use of the preparatory beat and the release.
FIVE	Demonstrate a skill at conducting an ensemble utilizing the following time signatures: 2/4, 3/4, 4/4 and 6/8 with pick up, fermata, release, and preparatory beat.

ANNEX K
INTONATION

Level	Studies
BASIC	Recognizes that pitch sounds the same as or different than a sounded tuning note. Needs to be told if they are sharp or flat. Knows how to lengthen or shorten their instrument if sharp or flat.
ONE	Recognizes that pitch sounds the same as or different than a sounded tuning note. May be unsure if they are sharp or flat. Adjusts as instructed.
TWO	Recognizes that pitch is sharp or flat to a sounded tuning note. Adjusts accordingly.
THREE	Recognizes that pitch is sharp or flat to a sounded tuning note. Adjusts accordingly.
FOUR	Recognizes that pitch is sharp or flat in an ensemble. Adjusts accordingly. Percussionists are required to tune Timpani as per repertoire list.
FIVE	Recognizes that pitch is sharp or flat in an ensemble. Adjusts accordingly. Percussionists are required to tune Timpani as per repertoire list.

SECTION 3
PIPE BAND MUSICIAN

ASSESSMENT – CRITICAL REQUIREMENTS AND COURSE VALUE

Performance Objective	Level BASIC	Level ONE	Level TWO	Level THREE	Level FOUR	Level FIVE
PO 470 Maintenance	Not critical Satisfactory or Unsatisfactory	Not critical Satisfactory or Unsatisfactory	Critical Complete or Incomplete	Critical Course Value 5%	Critical Course Value 5%	Critical Course Value 5%
PO 471 Technique and Rhythm	Critical Complete or Incomplete	Critical Complete or Incomplete	Critical Complete or Incomplete	Critical Course Value 10%	Critical Course Value 10%	Critical Course Value 10%
PO 472 Tone and Tuning	Not critical Satisfactory or Unsatisfactory	Not critical Satisfactory or Unsatisfactory	Critical Complete or Incomplete	Critical Course Value 5%	Critical Course Value 5%	Critical Course Value 5%
PO 473 Prepared Music	Not required	Critical Complete or Incomplete	Critical Complete or Incomplete	Critical Course Value 45%	Critical Course Value 35%	Critical Course Value 35%
PO 474 Pipe Band Training	Not required	Critical Complete or Incomplete	Critical Complete or Incomplete	Critical Course Value 15%	Critical Course Value 20%	Critical Course Value 20%
PO 475 History and Highland Dress	Not required	Not critical Satisfactory or Unsatisfactory	Not critical Satisfactory or Unsatisfactory	Not critical Satisfactory or Unsatisfactory	Critical Course Value 5%	Critical Course Value 5%
PO 476 Aural Recognition	Not required	Not required	Not critical Satisfactory or Unsatisfactory	Critical Course Value 5%	Critical Course Value 5%	Critical Course Value 5%
PO 477 Music Theory	Not critical Satisfactory or Unsatisfactory	Not critical Satisfactory or Unsatisfactory	Critical Complete or Incomplete	Critical Course Value 10%	Critical Course Value 5%	Critical Course Value 5%
PO 478 Band Drill	Not required	Critical Complete or Incomplete	Critical Complete or Incomplete	Critical Course Value 5%	Critical Course Value 5%	Critical Course Value 5%
PO 479 Musical Leadership	Not required	Not required	Not critical Satisfactory or Unsatisfactory	Not critical Satisfactory or Unsatisfactory	Critical Course Value 5%	Critical Course Value 5%
PO 480 Individual Practice	Critical Complete or Incomplete	Critical Complete or Incomplete	Critical Complete or Incomplete	Critical Complete or Incomplete	Critical Complete or Incomplete	Critical Complete or Incomplete
PO 481 Highland Dancing	Not required	Not required	Not required	Not required	Not critical Satisfactory or Unsatisfactory	Not critical Satisfactory or Unsatisfactory

NOTE

The candidate must achieve at least 60% on each critical PO.

CADET MUSICIAN PERFORMANCE RECORD CARD – PIPE BAND MUSICIAN

Surname:		1st Name:		Rank:		Instrument:		Level:
Region:		Province:		Location:		Unit:		Date:
Performance Objective	Level BASIC	Level ONE	Level TWO	Level THREE	Level FOUR	Level FIVE	Date	Initial
PO 470 Maintenance	S/U	S/U	C/I	/5%	/5%	/5%		
PO 471 Technique & Rythm	C/I	C/I	C/I	/10%	/10%	/10%		
PO 472 Tone & Tuning	S/U	S/U	C/I	/5%	/5%	/5%		
PO 473 Prepared Music	Not required	C/I	C/I	/45%	/35%	/35%		
PO 474 Pipe Band Training	Not required	C/I	C/I	/15%	/20%	/20%		
PO 475 History/Dress	Not required	S/U	S/U	S/U	/5%	/5%		
PO 476 Aural Recognition	Not required	Not required	S/U	/5%	/5%	/5%		
PO 477 Music Theory	S/U	S/U	C/I	/10%	/5%	/5%		
PO 478 Band Drill	Not required	C/I	C/I	/5%	/5%	/5%		
PO 479 Musical Leadership	Not required	Not required	S/U	S/U	/5%	/5%		
PO 480 Individual Practice	C/I	C/I	C/I	C/I	C/I	C/I		
PO 481 Highland Dancing	Not required	Not required	Not required	Not required	S/U	S/U		
S/U = Satisfactory/Unsatisfactory (Non-Critical) C/I = Complete/Incomplete (Critical) The candidate must achieve at least 60% on each critical PO.								
Comments:								
Examiner Name & Rank:		Examiner Signature:		Pass Date:		Location:		RCMA Signature:

ANNEX A
INSTRUMENT MAINTENANCE

Level	Bagpipes	Side Drum	Bass/Tenor
BASIC	<p>Identify parts of practice chanter</p> <p>Care cleaning and storage of practice chanter</p> <p>Instrument hygiene</p>	<p>Identify basic parts of side drum</p> <p>Care, cleaning and storage of practice pad and sticks</p> <p>Instrument hygiene</p> <p>All Basic Level bass/tenor requirements</p>	<p>Identify basic parts of bass and tenor drums</p> <p>Care, cleaning and storage of bass and tenor mallets</p> <p>Instrument hygiene</p> <p>All Basic Level side drum requirements</p>
ONE	<p>Identify the parts and function of a bagpipe</p> <p>Correct placement of pipes in a case</p> <p>Use and care of:</p> <ul style="list-style-type: none"> - reed protector - manuscript - blowstick and mouthpiece - practice goose <p>Hemp a practice chanter</p>	<p>Identify specific parts and function of a side drum</p> <p>Correct placement of drum in case</p> <p>Care of manuscript</p> <p>All Level ONE bass/tenor requirements</p>	<p>Identify specific parts and function of a bass and tenor drum</p> <p>Correct placement of drum in case</p> <p>Care of manuscript</p> <p>All Level ONE side drum requirements</p>
TWO	<p>Re-hemp joints and tuning slides</p> <p>Identify types and function of:</p> <ul style="list-style-type: none"> - reeds - pipe bags - water traps - valves <p>Cleaning and preserving</p> <p>Effects of weather on bagpipes</p>	<p>Correct method of cleaning side drum</p> <p>Identify various types and function of:</p> <ul style="list-style-type: none"> - drum sticks - slings, carriers, leg rests - brands of side drums - drum heads <p>Effects of weather on side drum</p> <p>All Level TWO bass/tenor requirements</p>	<p>Learn the correct method of cleaning bass and tenor drum</p> <p>Identify various types and function of:</p> <ul style="list-style-type: none"> - mallets - slings, carriers, leg rests - brands of bass, tenor drums - drum heads <p>Effects of weather on bass and tenor drum</p> <p>All Level TWO side drum requirements</p>

Level	Bagpipes	Side Drum	Bass/Tenor
THREE	Season and preserve pipe bag Make and tie in a valve Tie a pipe cord Minor troubleshooting Care of all four reeds	Adjust height and tension of bottom snare Adjust height and tension settings on the top internal snare Correct method of tensioning top and bottom heads	Correct method of tensioning top and bottom heads Application of dampening devices on bass and tenor drums
FOUR	Adjust drone reeds (plastic and cane) Install a water trap Re-tie a stock Seal drone reeds Types and applications of wax	Remove and replace a top and bottom head under supervision Inspect, clean and tap and die tension bolts Remove and replace a top internal snare	Remove and replace a top and bottom head under supervision Inspect, clean and tap and die tension bolts Remove and replace a dampening device
FIVE	Identify the inventory required in a Pipe Major's maintenance kit Apply the principles of bagpipe maintenance Conduct minor repairs	Identify inventory required in a Drum Sergeant's maintenance kit Tune a corps set of drums Apply the principles of drum maintenance Conduct minor repairs	N/A

ANNEX B
TECHNIQUE

BAGPIPE

Level	Description
BASIC	
1	Bagpipe scale, low G to high A
2	Scale ascending and descending
3	Melodic exercises for left, right and both hands
4	Changing hands- top hand, bottom hand
ONE	
1	G grace note
2	G grace note scale
3	Strikes
4	Melodic exercises for left, right and both hands
5	Rhythmic exercises for left, right and both hands
6	D throw (optional)
TWO	
1	Scale exercises without G grace notes, left, right and both hands
2	Speed exercises in compound time- left, right and both hands
3	D grace note
4	D grace note scale
5	E grace note
6	E grace note scale
7	High A grace note
8	Doubling scale
9	Lemluath (grip)
10	Birls
11	D throw
12	Rhythmic exercises in simple time
13	Rhythmic exercises in compound time

BAGPIPE

Level	Description
THREE	
1	Grips
2	Half doublings
3	Taorluath
4	Strathspey movements
5	Strathspey exercises
6	Techum
7	Reel rhythm exercises
8	Jig rhythm exercises
FOUR	
1	High A throw
2	High G throw
3	High G grace note
4	High G grace note birl
5	Doubling strikes
6	High G grace note strikes
7	Ground of piobaireachd
8	Dre
9	Dare
10	Crunluath
11	Hiharin
12	Darodo (Bubbly Note)
13	Double Echoes
FIVE	
1	Confirm all previous levels at a higher standard

SIDE DRUM

Level	Description
BASIC	
1	Singles in quarter notes
2	Doubles in quarter notes
3	Paradiddles in quarter notes
4	Buzz strokes in quarter notes
5	Hand grip exercises
6	All Bass/Tenor Requirements for Level Basic
ONE	
1	Open and closed roll
2	Flams in eighth notes
3	Triplets in eighth notes
4	Pipe band style drags in eighth notes
5	Previous level rudiments in eighth notes and sixteenth notes
6	6/8 Time Signature
7	Five, seven and nine stroke rolls
8	All Bass/Tenor Requirements for Level One
TWO	
1	Ruffs in quarter notes
2	Swiss ruffs in quarter notes
3	Para-triplets in eighth notes
4	Syncopated triplets in eighth notes
5	Accented Singles: fours, sixes and eighths
6	Four, six, twelve and thirteen stroke rolls
7	Roll development exercises
8	Triplet and roll phrases
9	Paradiddle phrases
10	Three pace rolls in quick and slow time
11	All previous level rudiments

SIDE DRUM

Level	Description
THREE	
1	Swiss triplets
2	Inverted Swiss triplets
3	Strathspey phrasing exercises
4	Roll development exercises
5	Jig phrasing exercises
6	2/4 phrasing exercises
7	3/4 phrasing exercises
8	4/4 phrasing exercises
9	6/8 phrasing exercises
10	All previous rudiments and exercises
11	9/8 Phrases
FOUR	
1	Sub-divided triplets
2	Two bar 2/4 phrases
3	Two bar 3/4 phrases
4	Two bar 4/4 phrases
5	Two bar 6/8 phrases
6	Two bar jig phrases
7	Two bar strathspey phrases
8	Two bar reel phrases
9	12/8 phrase exercises
10	Roll combination exercises
11	All previous rudiments and exercises
FIVE	
1	All previous levels to a higher standard

BASS/TENOR

Level	Description
BASIC	
1	Singles in quarter notes
2	Correct grips for bass/tenor mallets
3	Doubles in quarter notes
4	All Side Drum requirements for Level Basic
ONE	
1	Correct brushing technique
2	Single spins in reverse with quarter note taps
3	Double spins in reverse with quarter note taps
4	Bass beating for 2/4 march
5	Tenor rhythm for 2/4 march
6	Bass beating for 6/8 slow march
7	Tenor beating for 6/8 slow march
8	All Side Drum requirements for Level One plus eighths and sixteenths
TWO	
1	Bass rhythms for 4/4, 6/8, 3/4 marches
2	Simple tenor rhythms for 4/4, 6/8, 3/4 marches
3	Forward inside pinwheel
4	Cut-off placement for 2/4, 4/4, 6/8, 3/4 marches
5	Cut-off placement for 4/4, 6/8 slow marches
6	In-out-up, in-out-down swings
7	Single inside forward swings
8	Split the feather flourish
9	All previous level requirements

BASS/TENOR

Level	Description
THREE	
1	Custom bass beatings for 2/4, 3/4, 4/4, 6/8 marches
2	Custom tenor rhythms for 2/4, 3/4, 4/4, 6/8
3	Apply flourishes to piano and forte rhythms as written in Serial 2
4	Simple piano, forte arrangements for jigs, strathspeys
5	Play arrangements for a simple medley
6	The butterfly flourish
7	The monkey flip flourish
8	Simple piano and forte arrangements for reels, 9/8 marches
9	All previous level requirements
FOUR	
1	More complex piano, forte arrangements
2	More complex rhythm, flourish arrangements
3	Play bass and tenor arrangements for an advanced medley set
4	Play bass and tenor arrangements for a march, strathspey and reel set
5	All previous level requirements
FIVE	
1	N/A

ANNEX C
TONE AND TUNING

Level	Bagpipes	Side Drum	Bass/Tenor
BASIC	Produce tone on a practice chanter (steady high A) Play scale with consistent tonal balance	Discuss types and uses of sticks, practice pads	Types of bass/tenor mallets
ONE	Play a steady scale on practice goose Tonal exercises Regulatory breathing Adjust chanter reed to correct pitch	Stick control for dynamic and tonal control	Proper brushing and centring of mallets on drum practice pad to produce good tone
TWO	Scale on pipes without drones Steady tone on High A Tonal balance with one drone and chanter Tonal balance adding bass drone and chanter Tonal balance adding the third drone with chanter Inflation/Compression	Correct method of striking drum to produce correct pitch/ tone Discuss methods of tuning heads and setting snares to produce good tone on a side drum	Methods of tuning heads and setting dampeners Brushing techniques for creating correct tone
THREE	Tonal balance from own bagpipe Selection of good chanter and reeds Tune drones Adjust all four reeds	Dynamic expression using various rudiments Tune heads and snares under supervision	Dynamic expression using rhythm settings Control tone through dynamic control Set up heads and dampeners under supervision

Level	Bagpipes	Side Drum	Bass/Tenor
FOUR	<p>Good tonal balance for a pipe band ensemble</p> <p>Set and tune a small pipe section</p>	<p>Dynamic manipulation using phrasing and complete settings</p> <p>Set up and tune drums under minimal supervision</p>	<p>Dynamic manipulation using rhythm and flourish combinations and complete settings</p> <p>Set bass and tenor to create a balanced sound</p>
FIVE	<p>Any and all of Level FOUR</p> <p>Knowledge of good tonal balance of a pipe band</p>	<p>Corps work with drum section to produce even dynamic control and ensemble sound</p> <p>Tune drum to match pitch and overall 'sound compass' of a pipe band i.e.:</p> <ol style="list-style-type: none"> 1. sides to chanter 2. tenor to tenor 3. bass to bass <p>Tuning for environment</p> <p>Introduction to tuning bagpipe drones</p>	N/A

ANNEX D
PREPARED MUSIC

BAGPIPES

Level	Time Signature	Title
BASIC ONE	2/4 March	Aim – Introduction to Basic Tunes - Mairi's Wedding
	6/8 Slow	<u>Tunes of Interest</u> - The Song of the Glen (elementary setting) - Fairy Lullaby (elementary setting)
TWO General Salute Inspection March Past Advance Alternate March Past	4/4 March	Aim – Basic Parade Format - Maple Leaf Forever - Song of the Glen - Fairy Lullaby - Mairi's Wedding - Barren Rocks of Aden - Scotland the Brave - Steam Boat - Mallorca (Royal Salute) - Mallorca (Vice-Regal Salute)
	6/8 Slow	
	2/4 March	
	4/4 March	
	6/8 March	
THREE Parade Tunes Dance Set	2/4 March	Aim – Introduction to Marching Tunes/Dance Sets - The Sweet Maid of Glendaruel - The Green Hills of Tyrol - When the Battle's O'er - Scotland the Brave - Rowantree - Atholl Highlanders (2 parts no 2 nd time) - Bonnie Dundee - Skye Boat Song - Battle of the Somme - Keel Row - High Road to Linton - Glasgow City Police Pipers (2 parts)
	3/4 March	
	4/4 March	
	6/8 March	
	6/8 Slow	
	Scottish Lilt	
	9/8 March	
	Strathspey	
	Reel	
	Jig	

BAGPIPES

Level	Time Signature	Title
FIVE	2/4 March	Solo Tunes/Dance Tunes
	2/4 March	- The Young McGregor
	6/8 March	- Johnny Cope
	6/8 Jig	- Glendaruel Highlanders
		- Paddy's Leather Breeches
MSR	2/4 March	- King George V's Army
	Strathspey	- Caledonian Canal
	Reel	- Lexy McAskill
Piobairechd (Piob)		- MacIntosh's Lament (Ground and Variation 1)
Dance Tunes		Sword Dance
	Strathspey	- Ghillie Calum
	2/4 Hornpipe	- Sailor's Hornpipe
Lament	6/8 Lament	- No More Return
Other Tunes	2/4 Hornpipe	- Black Bear
	9/8 March	- Heights of Dargai
	12/8 March	- Glasgow Week in Hamburg

SIDE DRUM

Level	Title
BASIC	N/A
ONE	Mandatory Tune: - Mairi's Wedding (2/4 elem. setting) Optional: - The Song of the Glen - The Fairy Lullaby
TWO	Any/all of Level 1 (at adjudicator's discretion) Mandatory Tunes: - Mairi's Wedding - The Song of the Glen - The Fairy Lullaby - The Barren Rocks of Aden - General Salute - Royal Salute (Mallorca) - Vice-Regal Salute - Advance - The Steamboat (6/8 setting) - Amazing Grace Optional: - Auld Hoose (4/4 setting) - The Rowantree - The Sweet Maid of Glendaruel - Schiehallion
THREE	Any/all of Level 2 (at adjudicator's discretion) All optional tunes from Level 2 Mandatory Tunes: - The Meeting of the Waters - Scotland the Brave - Piobaireachd O'Donald Dhu - The Green Hills of Tyrol - The Keel Row - The High Road to Linton - The Glasgow City Police Pipers (2 parts) - The Black Bear - The Battle of the Somme - Beat Retreat of the Scottish Division Optional: - 79 th Farewell to Gibraltar - Wings - Captain Cook's March - The Skye Boat Song - When the Battle's O'er - The Glasgow City Police Pipers (4 parts) - Banff 50 th Anniversary Salute

SIDE DRUM

Level	Title
FOUR	<p>Any/all of Levels 1 - 3 (at adjudicator's discretion)</p> <p>Level 3 optional tunes not required.</p> <p>Mandatory Tunes:</p> <ul style="list-style-type: none"> - The Glendaruel Highlanders - The Road to the Isles - Lexy McAskill - Caledonian Canal - King George V's Army - The Fairy Dance - Vive La Canadienne - BGen T.E. Snow - Dr Ross' 50th Welcome to the Argyleshire Gathering - RCAF March Past - Heart of Oak - Paddy's Leather Breeches - Old Adam - Banff 50th Anniversary Salute
FIVE	<p>Any/all of Levels 1 - 4 (at adjudicator's discretion)</p> <p>Mandatory Tunes:</p> <ul style="list-style-type: none"> - Cabar Fiedh - Old Toasty - Heights of Dargai - Lord Alexander Kennedy - The Young MacGregor - The Earl of Mansfield - Ghillie Calum - The Fiddler's Joy - Johnny Cope - Am Breamtain Tobhain Dubh - Glasgow Week in Hamburg

BASS/TENOR

Level	Title
BASIC	N/A
ONE	Mandatory Tune: - Mairi's Wedding (2/4 elem. setting) Optional: - The Song of the Glen - The Fairy Lullaby
TWO	Any/all of Level 1 (at adjudicator's discretion) Mandatory Tunes: - Mairi's Wedding - The Song of the Glen - The Fairy Lullaby - The Barren Rocks of Aden - General Salute - Royal Salute (Mallorca) - Vice- Regal Salute - Advance - The Steamboat (6/8 setting) - Amazing Grace Optional: - Beat Retreat of the Scottish Division - Auld Hoose - The Rowantree - The Sweet Maid of Glendaruel - Schiehallion
THREE	Any/ all of Level 2 (at adjudicator's discretion) All optional tunes from Level 2 Mandatory Tunes: - The Meeting of the Waters - Scotland the Brave - Piobaireachd o'Donald Dhu - The Green Hills of Tyrol - The Keel Row - The High Road to Linton - The Glasgow City Police Pipers (2 parts) - The Black Bear - The Battle of the Somme - Beat Retreat of the Scottish Division Optional: - 79 th Farewell to Gibraltar - Wings - Captain Cook's March - The Skye Boat Song - When the Battle's O'er - The Glasgow City Police Pipers (4 parts) - Banff 50 th Anniversary Salute

BASS/TENOR

Level	Title
FOUR	<p>Any/all of Levels 1 - 3 (at adjudicator's discretion)</p> <p>Level 3 optional tunes not required.</p> <p>Mandatory Tunes:</p> <ul style="list-style-type: none"> - The Glendaruel Highlanders - The Road to the Isles - Lexy McAskill - Caledonian Canal - King George V's Army - The Fairy Dance - Vive La Canadienne - BGen T.E. Snow - Dr Ross' 50th Welcome to the Argyleshire Gathering - RCAF March Past - Heart of Oak - Paddy's Leather Breeches - Old Adam - Banff 50th Anniversary Salute
FIVE	N/A

ANNEX E
PIPE BAND TRAINING

Level	Description
BASIC	N/A
ONE	Ensemble practice with practice chanter, sticks and pads Sectional practice
TWO	Demonstrate ability to perform required level music as member of a pipe band or section
THREE	As detailed in Level TWO Ability to perform as a member of a Pipe Band Ensemble
FOUR	As detailed in Level THREE Demonstrate ability to perform as a solo musician
FIVE	As detailed in Level FOUR Demonstrate ability to direct a musical section Demonstrate ability to direct an ensemble as Pipe Major, Drum Major or Section Leader

ANNEX F
HISTORY AND HIGHLAND DRESS

Level	All Instruments
BASIC	N/A
ONE	Origin of piping Origin of drumming
TWO	Origin of the tartan History of Great Highland Bagpipe History of highland dress Orders of cadet highland dress and occasions when worn Correct wear of cadet highland dress
THREE	Military Traditions: - beating retreat - tattoo - drum piling ceremony - mess dinner - duty pipers - highland dancing
FOUR	Various orders of military highland dress and occasions when worn Civilian highland dress Origin of modern highland games
FIVE	Knowledge of piping associations General requirements for solo and band competitions

ANNEX G
AURAL RECOGNITION

Level	Bagpipes	Side and Bass/Tenor Drums
BASIC	N/A	N/A
ONE	N/A	N/A
TWO	Identify notes of the bagpipe scale by ear alone	Identify by ear alone the following: <ul style="list-style-type: none"> - flams - quarter, eighth, sixteenth notes - doubles
THREE	Any or all of Level TWO Identify by ear the following: <ul style="list-style-type: none"> - G, D, E grace notes - types of tunes from current/previous levels 	Identify by ear alone the following: <ul style="list-style-type: none"> - drag - various time signatures and idioms - triplets - simple phrases, e.g., triplet with flam end note
FOUR	Any or all of Level THREE Identify types of tunes from previous and current levels Identify by ear alone the following: <ul style="list-style-type: none"> - throws - doublings - birls - lemluath 	Identify components of a two bar phrase in: <ul style="list-style-type: none"> - 2/4, 6/8 marches - 6/8 jig - strathspey
FIVE	Any or all of Levels ONE – FIVE	Any or all of Levels ONE – FIVE Recognition of time signatures of more complex arrangements e.g. a competition 2/4 march Level FIVE Bass/Tenor – N/A

ANNEX H

THEORY

Level	Description
BASIC	Musical alphabet (lines & spaces) Duration table Grand Stave Treble clef Bass clef Bar lines Measure Repeat sign
ONE	4/4 time signature 2/4 time signature 3/4 time signature Ledger lines Tied notes Dotted notes Rests 1 st and 2 nd endings Tempo markings Compound time signatures
TWO	Review BASIC & Level ONE Introductory notes Triplets Phrasing Articulation (slur, staccato, legato, accent, tenuto, marcato)

Level	Description
THREE	Cut time Sight reading of Level TWO material Write from memory Level ONE music Introduction to writing phrasing, embellishments and rudiments
FOUR	Review Level THREE Key signatures Harmonies ^ and /. Dynamic Markings
FIVE	Any/all of Basic through Level FOUR Counter harmony (1 st , 2 nd , 3 rd) D.C. and D.S. Writing and composition

ANNEX I
BAND DRILL

Level	All Instruments
BASIC	N/A
ONE	Limited skill at band drill. The level of proficiency normally necessary to perform drill under supervision from which further progress can be made through practice and experience.
TWO	Limited skill at band drill. The level of proficiency necessary to independently perform band drill.
THREE	Skill at band drill. The level of proficiency necessary to independently perform and demonstrate band drill to include counter marches, instrument drill for one section of the band, mace and bass drum signals.
FOUR	Skilled at band drill. The level of proficiency necessary to independently perform and demonstrate band drill and instrument drill for two sections of the band including mace and bass drum signals.
FIVE	Highly skilled at band drill. Able to teach others in all aspects of band drill, instrument drill and to plan drill routines.
	<p style="text-align: center;">NOTE</p> <p style="text-align: center;">All band drill movements to be taken from A-PD-202-001/FP-000.</p>

ANNEX J
MUSICAL LEADERSHIP

Level	All Instruments
BASIC	N/A
ONE	N/A
TWO	Duties of a pipe band musician
THREE	Duties of the Pipe Major, Drum Major and Drum Sergeant - Primary Positions
FOUR	Practical training from Levels TWO – THREE
FIVE	<p>How to conduct a musical rehearsal</p> <p>How to prepare for a performance</p> <p>Guidelines for performing at various functions</p>

SECTION 4
BUGLE LEVEL CERTIFICATION

TECHNIQUE – SCALES AND ARPEGGIOS


SCALE REQUIREMENTS BY LEVEL

Articulation Refer to Figure B1-2-1.

Range Bugle One octave within practical playing range, Levels THREE – FIVE = two octaves within practical playing range.

Level BASIC mm  = 60 Memorization not required; in quarter notes

C Instruments			Bb/G Instruments			Eb Instruments			F Instruments		
Major			Major			Major			Major		
Bb			C			G			C		

Level ONE mm  = 72 Memorization not required; in quarter notes

C Instruments			Bb/G Instruments			Eb Instruments			F Instruments		
Major	Chromatic	Minor Harmonic	Major	Chromatic	Minor Harmonic	Major	Chromatic	Minor Harmonic	Major	Chromatic	Minor Harmonic
Bb	Bb	G	C	C	A	G	G	E	C	C	A
Eb		C	F		D	C		A	F		D
F		D	G		E	D		B	Bb		G

Level TWO mm  = 72 Memorization not required; in quarter notes

C Instruments			Bb/G Instruments			Eb Instruments			F Instruments		
Major	Chromatic	Minor Harmonic	Major	Chromatic	Minor Harmonic	Major	Chromatic	Minor Harmonic	Major	Chromatic	Minor Harmonic
Bb	C	G	C	D	A	G	A	E	C	D	A
Eb		C	F		D	C		A	F		D
Ab		F	Bb		G	F		D	Bb		G
F		D	G		E	D		B	Eb		C
C		A	D		B	A		F#	G		E

Level THREE mm  = 72 Memorization required; in eighth notes

C Instruments			Bb/G Instruments			Eb Instruments			F Instruments		
Major	Chromatic	Minor Melodic Harmonic	Major	Chromatic	Minor Melodic Harmonic	Major	Chromatic	Minor Melodic Harmonic	Major	Chromatic	Minor Melodic Harmonic
Bb	D	G	C	E	A	G	B	E	C	D	A
Eb		C	F		D	C		A	F		D
Ab		F	Bb		G	F		D	Bb		G
Db		Bb	Eb		C	Bb		G	Eb		C
F		D	G		E	D		B	Ab		F
C		A	D		B	A		F#	G		E
G		E	A		F#	E		C#	D		B

Level FOUR mm  = 88 Memorization required; in eighth notes


C Instruments			Bb/G Instruments			Eb Instruments			F Instruments		
Major	Chromatic	Minor Melodic Harmonic	Major	Chromatic	Minor Melodic Harmonic	Major	Chromatic	Minor Melodic Harmonic	Major	Chromatic	Minor Melodic Harmonic
Bb	E	G	C	F	A	G	C	E	C	E	A
Eb		C	F		D	C		A	F		D
Ab		F	Bb		G	F		D	Bb		G
Db		Bb	Eb		C	Bb		G	Eb		C
Gb		Eb	Ab		F	Eb		C	Ab		F
F		D	G		E	D		B	Db		Bb
C		A	D		B	A		F#	G		E
G		E	A		F#	E		C#	D		B
D		B	E		C#	B		G#	A		F#

Level FIVE mm  = 88 Memorization required; in eighth notes

C Instruments			Bb/G Instruments			Eb Instruments			F Instruments		
Major	Chromatic	Minor Melodic Harmonic	Major	Chromatic	Minor Melodic Harmonic	Major	Chromatic	Minor Melodic Harmonic	Major	Chromatic	Minor Melodic Harmonic
Bb	F	G	C	G	A	G	D	E	C	F	A
Eb		C	F		D	C		A	F		D
Ab		F	Bb		G	F		D	Bb		G
Db		Bb	Eb		C	Bb		G	Eb		C
Gb		Eb	Ab		F	Eb		C	Ab		F
Cb		Ab	Db		Bd	Ab		F	Db		Bb
F		D	G		E	D		B	Gb		Eb
C		A	D		B	A		F#	G		F
G		E	A		F#	E		C#	D		B
D		B	E		C#	B		G#	A		F#
A		F#	B		G#	F#		D#	E		C#
E		C#	F#		D#	C#		A#	B		G#

**BUGLE LEVEL CERTIFICATION
PRACTICAL PLAYING RANGE**

BRASS



YCRCC017

Figure 1-4-1 Practical Playing Range – Brass

BUGLE LEVEL CERTIFICATION TWO VALVE BUGLE FINGERING CHART

A	A [#] -B ^b	B	C	E	F	F [#] -G ^b	G
1-2	1	2	0	1-2	1	2	0

A	A [#] -B ^b	B	C	C [#] -D ^b	D	D [#] -E ^b	E
1-2	1	2	0	1-2	1	2	0 (1-2)

F	F [#] -G ^b	G	G [#] -A ^b	A	A [#] -B ^b	B	C
1	2	0 (*1-2)	*1	1-2 (*2)	1 (*0)	2 (1-2)	0 (1)

C [#] -D ^b	D	D [#] -E ^b	E	F	F [#] -G ^b	G
2 (1-2)	0 (1)	2	0 (1-2)	1	2	0

0 represents no valves.

1 represents the 1st or piston valve.

2 represents the 2nd or rotor valve.

() Indicates alternate fingerings.

* Indicates a flat fingering.

Figure 1-4-2 Two Valve Bugle Fingering Chart

BUGLE LEVEL CERTIFICATION REPERTOIRE

Level	List		Title	Book	Page
BASIC	A	1	Western Portrait	Best In Class	19
	B	2	America	Best In Class	32
ONE	A	1	The Emperor of Germany	Belwin Master Solos (easy)	3
		2	Rio Grande	Belwin Master Solos (easy)	4
		3	Processional	Belwin Master Solos (easy)	10
		4	The Coronation Day	Belwin Master Solos (easy)	11
		5	Rock of Ages	Rubank Elementary Method	32
		6	How Can I Leave Thee	Rubank Elementary Method	14
		7	Onward Christian Soldiers	Rubank Elementary Method	24
	B	1	Rigaudon	Belwin Master Solos (easy)	3
		2	Rondo	Belwin Master Solos (easy)	4
		3	Rigaudon	Belwin Master Solos (easy)	12
		4	Lucia di Lammermoor	Rubank Elementary Method	45
		5	Der Freischutz	Rubank Elementary Method	48
		6	Processional	Belwin Master Solos (easy)	9
		7	Bouress	Belwin Master Solos (easy)	10
TWO	A	1	Etude Expressivo	Rubank Intermediate Method	8
		2	Serenade	Rubank Intermediate Method	10
		3	Austrian National Hymn	Rubank Intermediate Method	44
		4	Two Baroque Dances (Gavotte)	Yamaha Band Student – Book II	30
		5	Sarabande	Belwin master Solos (easy)	13
	B	1	Allegro in 3/8	Rubank Intermediate Method	28
		2	Folk Song	Rubank Intermediate Method	29
		3	Folk Song (Allegro)	Rubank Intermediate Method	43
		4	Two Baroque Dances (Bouree)	Yamaha Band Student – Book II	30
		5	The Filial Crow		

Level	List		Title	Book	Page
THREE	A	1	Dedication	Concert and Contest	3
		2	Calm as the Night	Concert and Contest	5
		3	Air	Solos for the trumpet Player	9
		4	No. 21	Rubank Advanced Method I	37
		5	Andante Grazioso	Rubank Advanced Method I	28
		6	Andante Sonstenuato	Rubank Advanced Method I	43
	B	1	Sarabande and Gavotta	Concert and Contest	2
		2	Premier Solos de Concours	Concert and Contest	4
		3	Fanfare March	Trumpet Solos	12
		4	Centaurus	Rubank Advanced Method I	68
		5	No. 22	Rubank Advanced Method I	38
		6	No. 11	Rubank Advanced Method I	26
FOUR	A	1	Romance in Eb	Concert and Contest	7
		2	Serenade	Concert and Contest	13
		3	Andante from Concerto in Eb	Concert and Contest + Trumpet Solos (intermediate)	24
		4	Lied	Bozza	10
		5	Andante Cantabile	Rubank Advanced Method II	76
		B	1	Air Gai	Concert and Contest
	2		Orientale	Concert and Contest	10
	3		Concertino	Concert and Contest	22
	4		Valse	Rubank Advance Method II	80
	5		Little Suite	Bissell	
	6		Suite No. 1 or No. 2	Teleman	

Level	List		Title	Book	Page
FIVE	A	1	Liebeslied	Rubank Advance Method II	73
		2	Prelude and Ballade	Balay	
		3	Allegro	Vivaldi	14
		4	My Regards	Concert and Contest	12
		5	Elegie	Concert and Contest	
	B	1	L'Allegro	Concert and Contest	16
		2	Morceau de Concours	Concert and Contest	20
		3	Finale	Solos for the Trumpet Player	16
		4	Petite Piece Concertainte	Solos for the Trumpet Player	31
		5	Andante and Allegro	Ropartz	
		6	Scherzo	Montburn	

CADET BUGLE BADGE QUALIFICATION FORM

Surname:			
First Name:			
Rank:			
Unit/Location:			
Examiner:			
Qualification Date:			
Cadet must be able to play by memory any of the following 12 Calls to qualify the Bugler Badge:			
Mandatory Calls (8)	Fail	Pass Date	Initial
1. Alert			
2. Markers			
3. Divisions/Fall In			
4. General Salute			
5. Carry On			
6. Sunset/Retreat			
7. Last Post/Tattoo			
8. Rouse			
Optional Calls (Perform 4 out of 8 Optional)			
1. Still			
2. Hands to Classes			
3. Stand Easy			
4. Secure – Cease Work			
5. Officers Quarter Call			
6. Out Pipes			
7. Officers Mess Call (5 Min)			
8. Officers to Dinner Call			

Cadet _____ qualifies for Bugler Badge as of: _____

Date


ANNEX A

BUGLE BADGE CERTIFICATION

1. **Bugle Badge Certification.** Must be able to play by memory any of the following 12 Calls to qualify:
- | | |
|---|-----------|
| a. Still | Optional |
| b. Alert | Mandatory |
| c. Markers | Mandatory |
| d. Divisions/Fall In | Mandatory |
| e. General Salute | Mandatory |
| f. Carry On | Mandatory |
| g. Hands to Classes | Optional |
| h. Stand Easy | Optional |
| i. Secure – Cease Work | Mandatory |
| j. Sunset / Retreat | Mandatory |
| k. Last Post/Tattoo | Mandatory |
| l. Rouse | Mandatory |
| m. Officers Dress for Dinner (15 min call – Quarter Call) | Optional |
| n. Out Pipes | Optional |
| o. Officers Mess/Dinner Call (5 min call with repeated first four bars) | Optional |
| p. Officers Dinner | Optional |
2. Calls:


a. Still

mm $\text{♩} = 120$



b. Alert


mm $\text{♩} = 120$



YCRCC019


Figure A1-4-1 (Sheet 1 of 5) Calls


c. Markers

mm  = 108




d. Divisions/Fall In "Fall in"

mm  = 120




e. General Salute

mm  = 152



f. Carry On


mm  = 120



YCRCC020

Figure A1-4-1 (Sheet 2 of 5) Calls

k. Last Post/Tattoo


mm  = 76




The musical notation for 'Last Post/Tattoo' is written in common time (C) on five staves. It begins with a quarter note, followed by a dotted half note with a fermata, and continues with a series of eighth and quarter notes. The piece concludes with a final dotted half note with a fermata. There are small '<>' symbols under some notes, likely indicating phrasing or breath marks.

At sea, used only for burial

l. Rouse


mm  = 108



The musical notation for 'Rouse' is written in 2/4 time on two staves. It features a rhythmic pattern of eighth notes and quarter notes. The second staff includes a 'Slower' marking and a triplet of eighth notes.

Used for "Guard and Steerage"
Follows "Last Post" at Naval funerals.

m. Officers Dress for Dinner (15 Min Call - Quarter Call)

mm  = 108



The musical notation for 'Officers Dress for Dinner' is written in 2/4 time on a single staff. It consists of a simple rhythmic pattern of quarter and eighth notes.

YCRCC022

Figure A1-4-1 (Sheet 4 of 5) Calls

ANNEX B

DRUM MAJOR QUALIFICATION FORM

Cadet Rank: _____ Initial: _____ Surname: _____

Unit: _____ Location: _____

Serial	Item	0	1	2	3	Serial	Item	0	1	2	3
Verbal Commands						Mace Signals with Bass Drum					
1	Band Fall In					1	Step Off				
2	Attention					2	Left Wheel				
3	Stand at Ease					3	Right Wheel				
4	Stand Easy					4	Standard Countermarch				
5	Right Dress					5	Spiral Countermarch				
6	Centre Dress					6	Commence Playing				
7	Ground Instruments					7	Mark Time				
8	Retrieve/Take up instruments					8	Salute at the Halt				
Comments:						9	Salute on the March				
						10	Slow March				
						11	Change from Quick to Slow				
						12	Cut Off				
General Knowledge – Carrying, Holding and Playing Positions											
		0	1	2			0	1	2		
1	Flute				10	Trombone					
2	Piccolo				11	Baritone					
3	Clarinet				12	Tuba					
4	Bass or Alto Clarinet				13	Snare Drum					
5	Alto Saxophone				14	Bass Drum					
6	Tenor/Baritone Saxophone				15	Cymbals					
7	Trumpet				16	Glockenspiel					
8	Bugle				17	Tenor Drum					
9	French Horn					Bagpipes					
Freestyle											
		0	1	2	3	Comments:					
1	Mace Handling										
2	Posture										
TOTAL MARKS						/100					
						Evaluator: _____					
						Date: _____					
Once qualification attained, attach copy to cadet's final course report for distribution to RCMA and LHQ.											

